

*Property of  
Providence Washington Ins. Co.  
Providence  
R.I.*

*No 29*





**NOTICE.**—The SANBORN MAP & PUBLISHING CO. (Limited) will Loan, to parties purchasing one copy of this map, a Duplicate, with the mutual understanding and agreement that it is to be used exclusively by their General or Local Agent, and with the further agreement that, if not so used, one of the two copies will be returned to said Company.

**KEY**

	FIRE WALL IN ARCH ROOF
	FRAME PARTITION
	OPENING IN IRON DOOR
	WINDOWS
	STABLE
	WINDOW IN 1ST STORY
	10' 8 3/4"
	2' 8 4"
	BLDGS COLORED YELLOW ARE FRAME
	RED — BRICK
	BLUE — STONE
	GREEN — SPECIALS
	ALTERNATE STREET NOS ARE ACTUAL
	INCONSPICUOUS STREET NOS ARE ARBITRARY
	WOODEN LINE NEAR BLDG WOOD CORNICE
	SOLID — METAL

2

HOLLIS OR W. THIRD

COBURN

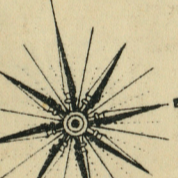
RIVER

FRONT

THIRD

SECOND

FIRST



Merrimack River

River

Scale of Feet



No exp. for 50'

BELOW

FRONT SEE B.

READ

8

2

2

3

3

5

6

7





Scale of Feet.  
0 50 100 150

WATCHMAN & CLOCK - 8 STATIONS - ONE CHARGE & RING - ONE FEET PIPE WITH 25' HOSE ATTACHED EACH FLOOR 200' 25' HOSE HEAT STOVE & STOVES IN E. LIGHTS GAS - FUEL OIL - FURNISH WATER & STEAM - SPRINKLERS - EACH FLOOR & ATTIC - FILLED FIRE PAILS & HAND GEARWHEELS IN EACH ROOM

Passage Neg.

SEE

SHEET

No. 4

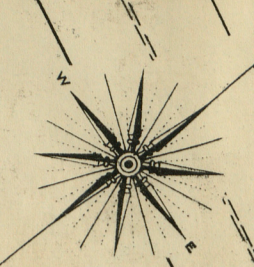
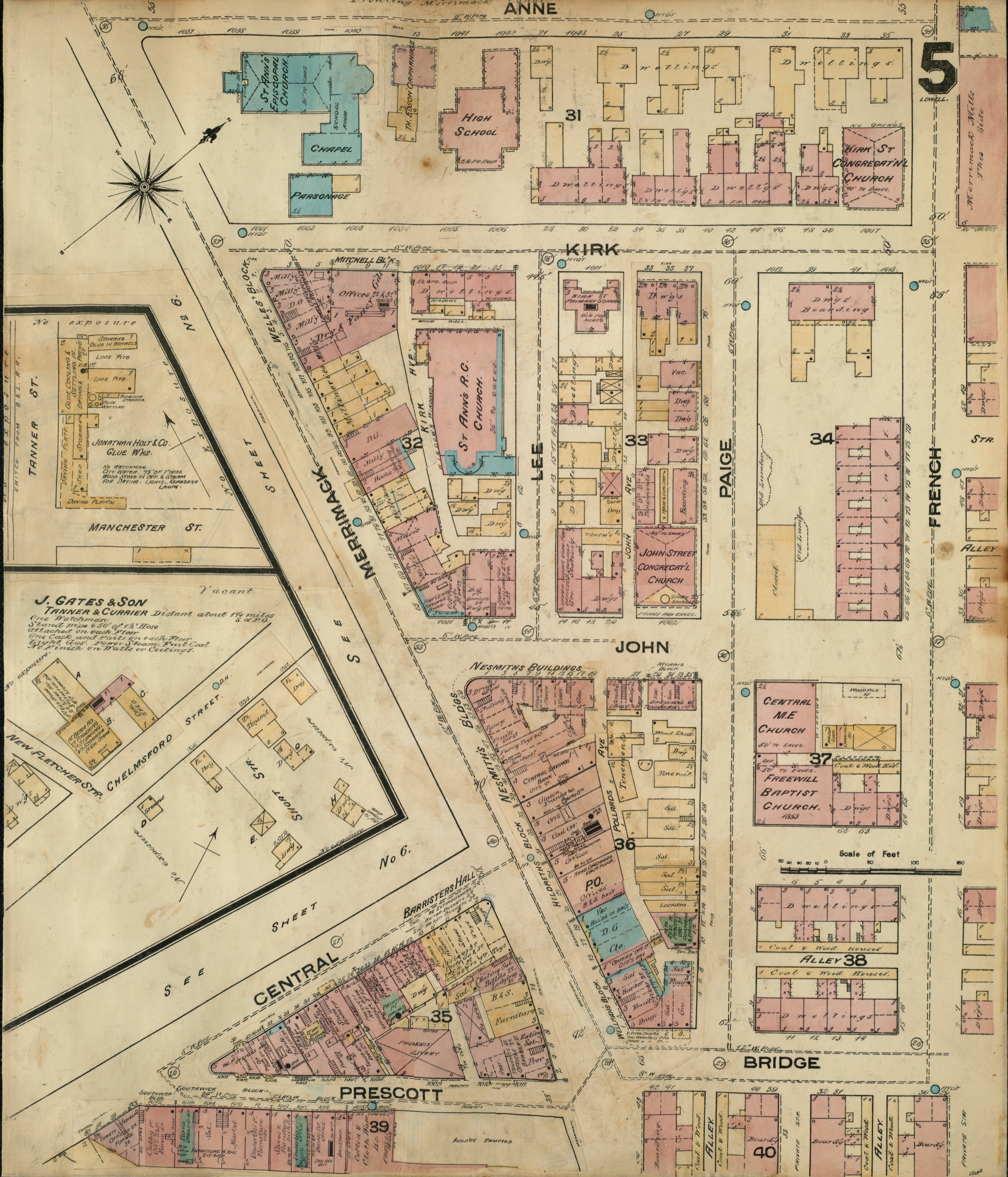
SEE SHEET

No. 4

Detached In. Dryg.

No exposure.





5  
LOWELL.

Merrimack Mills This Side

52-59

57-59

58-59

55-59

56-59

57-59

58-59

59-59

60-59

61-59

62-59

63-59

64-59

65-59

66-59

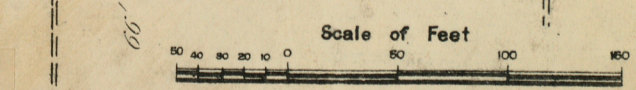
67-59

68-59

**JONATHAN HOLT & CO. GLUE WORKS.**  
 No. WATCHMAN.  
 CITY WATER, 75' OF HOSE.  
 WOOD STOVE IN OFF. & STEAM.  
 FOR DRIVING, LIGHTS, KEROSENE  
 LAMPS.

GLUE COOLING & STOVES.  
 GLUE IN BARRELS.  
 LIME PITS.  
 LIME PITS.  
 SCISSOR.  
 GLUE STORAGE.  
 KETTLES.  
 DRYING PLATE.  
 DRYING PLATE.  
 DRYING PLATE.  
 DRYING PLATE.  
 DRYING PLATE.

**J. GATES & SON**  
**TANNER & CURRIER** Distant about 14 miles  
 One Watchman  
 Stowed pipe & 50' of 1 1/2" hose  
 Attached on each floor  
 One Cask and Hacks on each floor  
 Light Gas, Power Steam, Fuel Coal  
 No Wires on Walls or Ceilings.



**ALLEY 38**  
 1 Coal & Wood Houses.  
 Dwellings

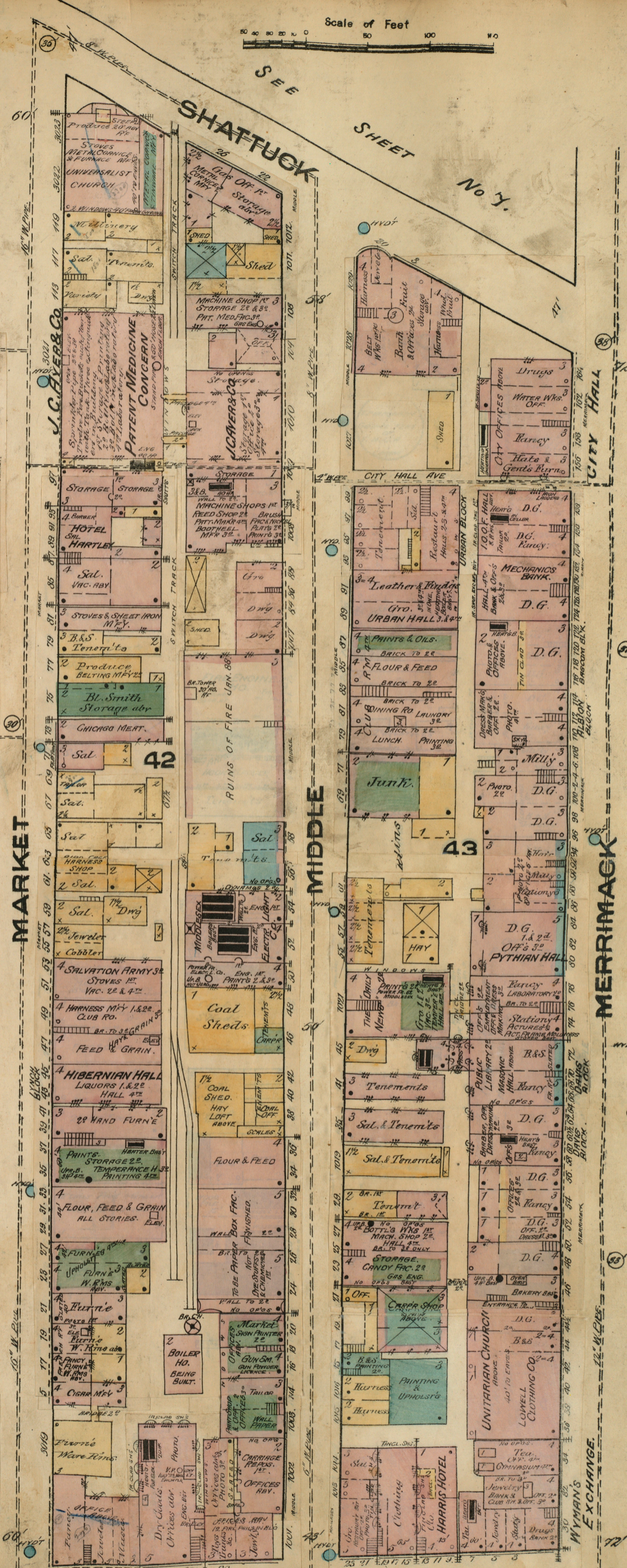
**ALLEY**  
 Coal & Wood  
 Coal & Wood  
 Coal & Wood

PAINTS

6

LOWELL

Scale of Feet  
0 20 40 60 80 100 120



SEE SHEET No. 4.

CENTRAL SHEET

SHEET No. 5.

SEE SHEET No. 3.

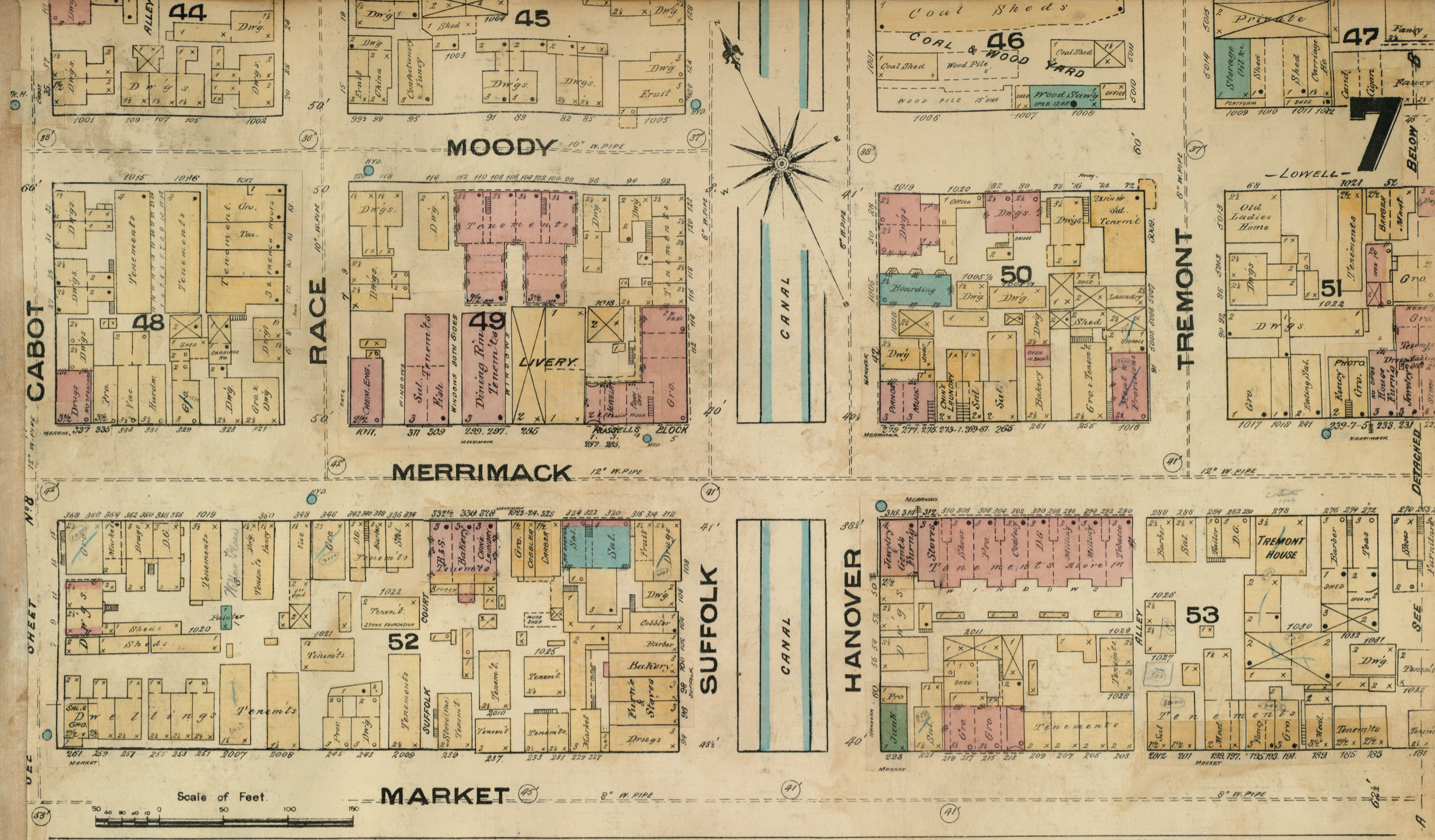
MERRIMACK SHEET

CITY HALL

SEE SHEET No. 1.

SEE SHEET No. 2.


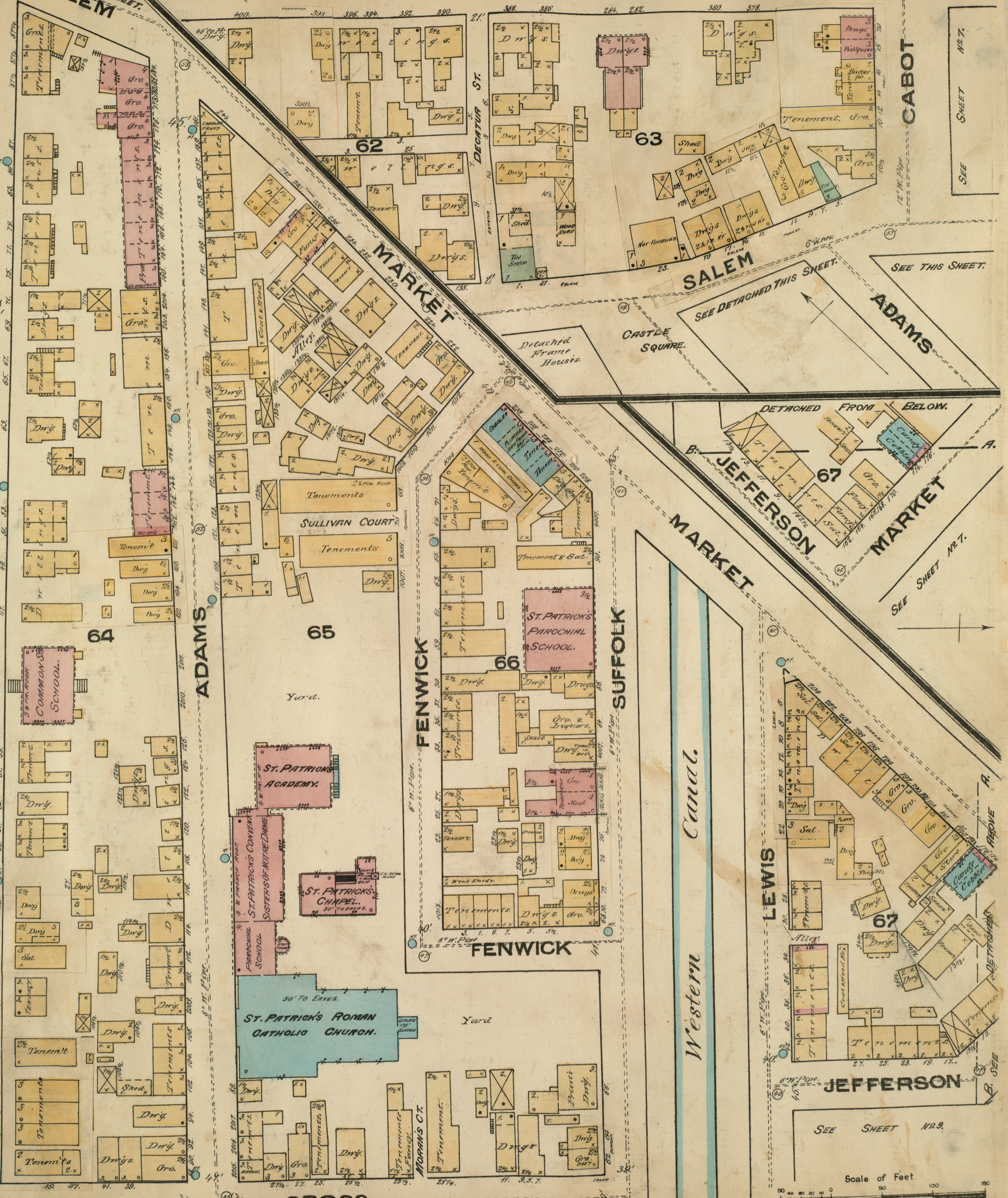
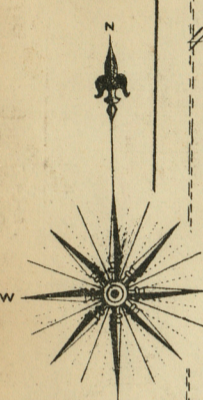




SEE DETACHED THIS SHEET. SALEM

MERRIMACK

LOWELL. CASTLE SQUARE. CLARK ST. COMMON. NORTH COMMON. ADAMS. FENWICK. CROSS. SEE SHEET No. 7. SEE SHEET No. 9.



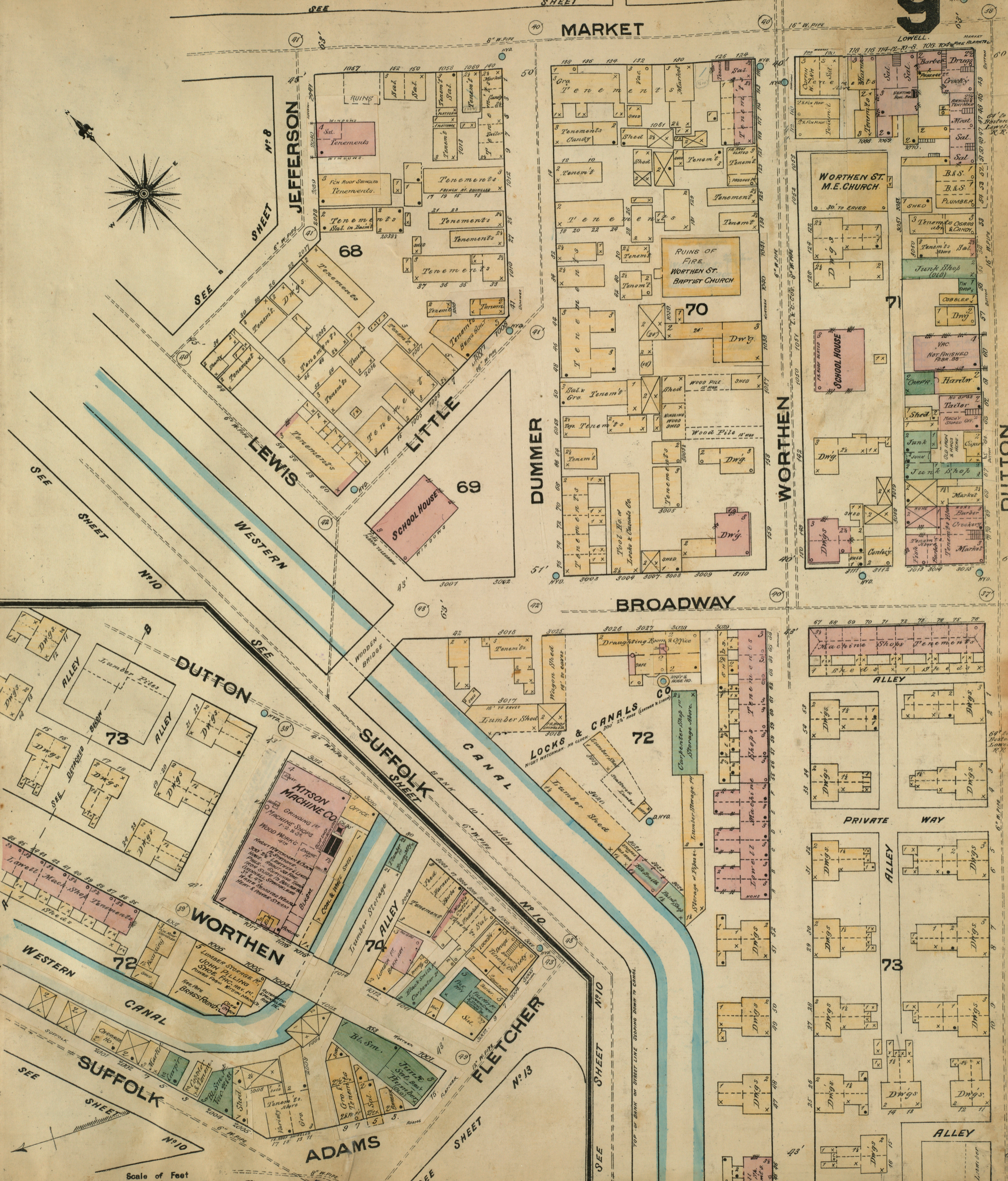

SEE

SHEET

No. 10.

MARKET

LOWELL



JEFFERSON SHEET No. 8

LEWIS

LITTLE

DUMMER

WORTHEN

DUTTON

BROADWAY

SUFFOLK CANAL

WORTHEN

FLETCHER

ADAMS

SUFFOLK SHEET No. 10


ALLEY

PRIVATE WAY

73

ALLEY

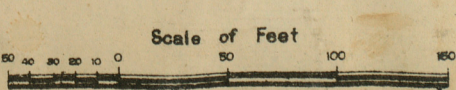
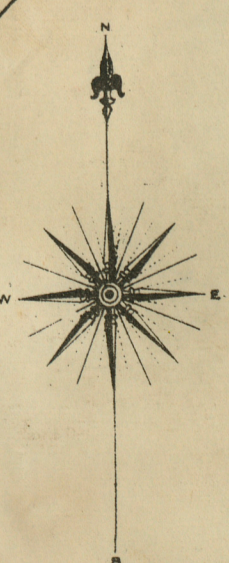
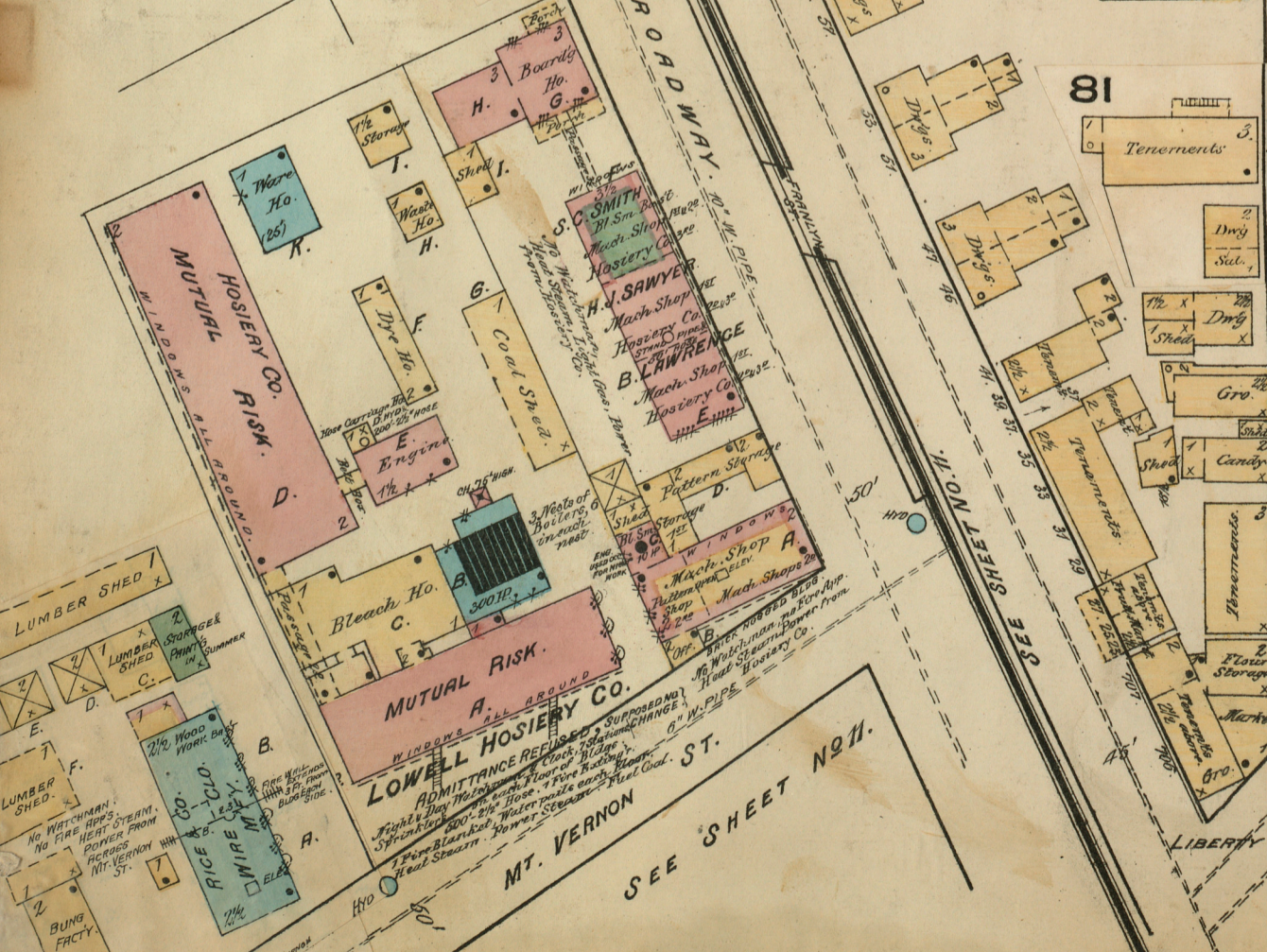
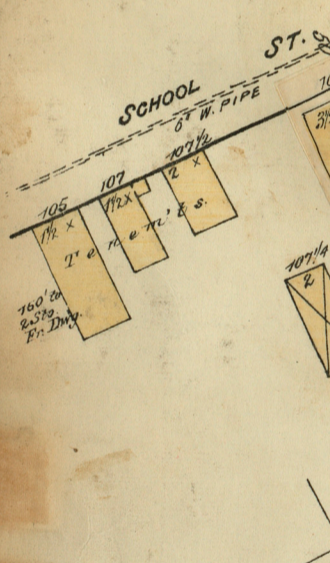
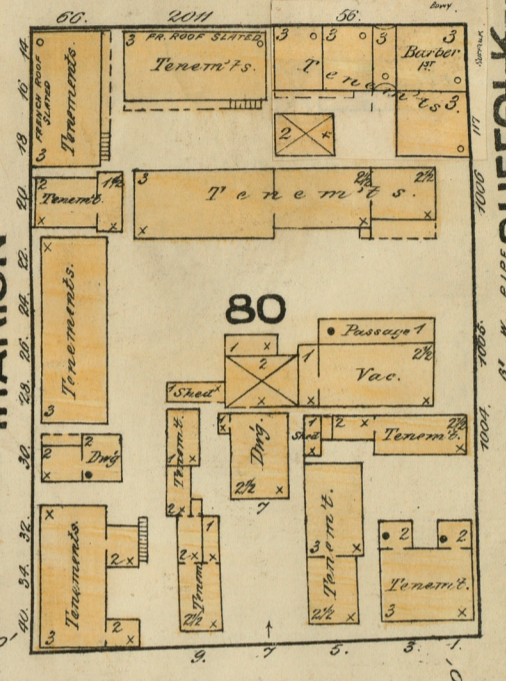
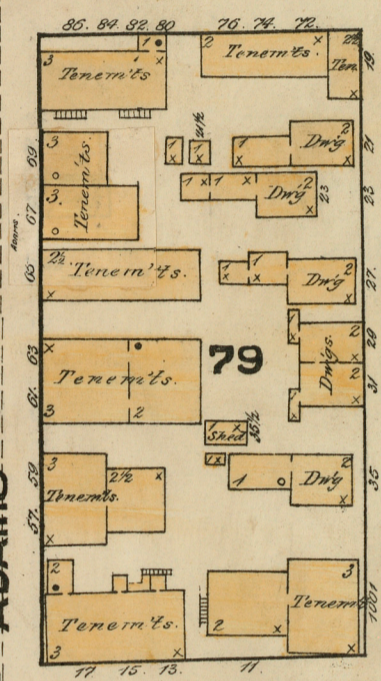
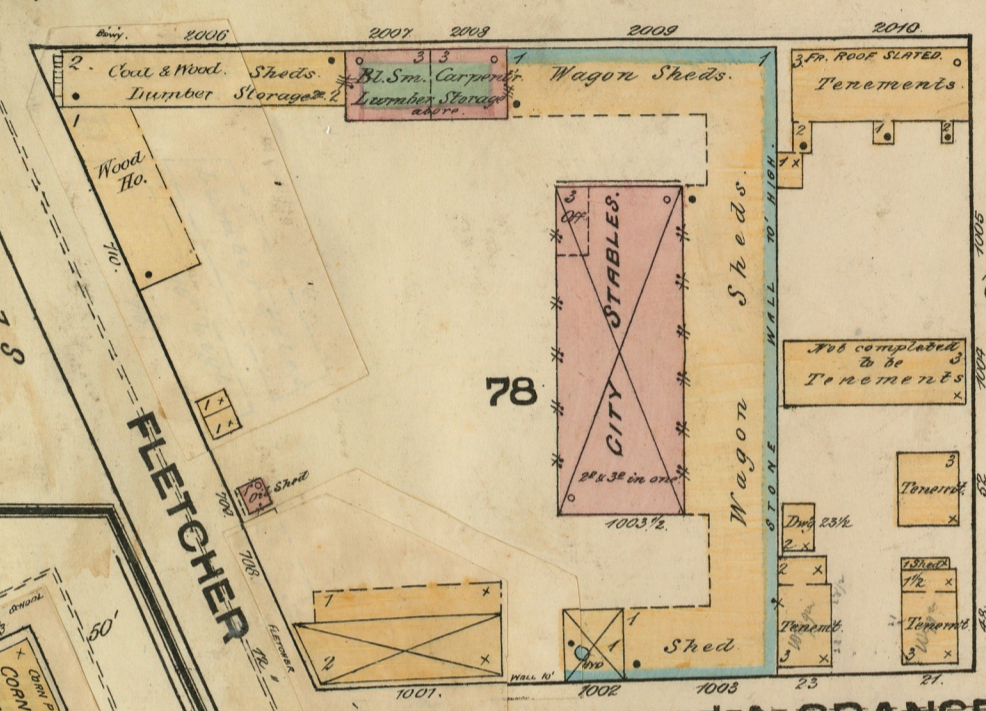
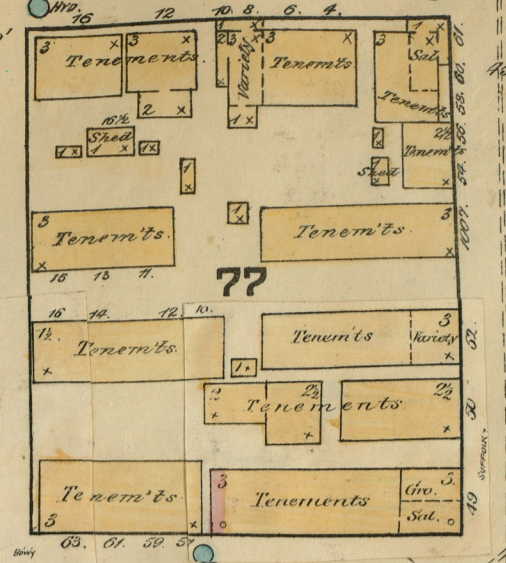
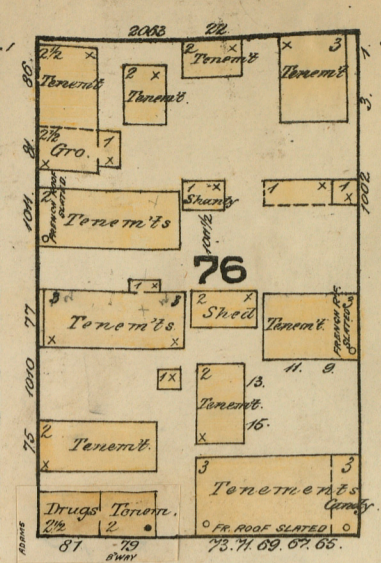
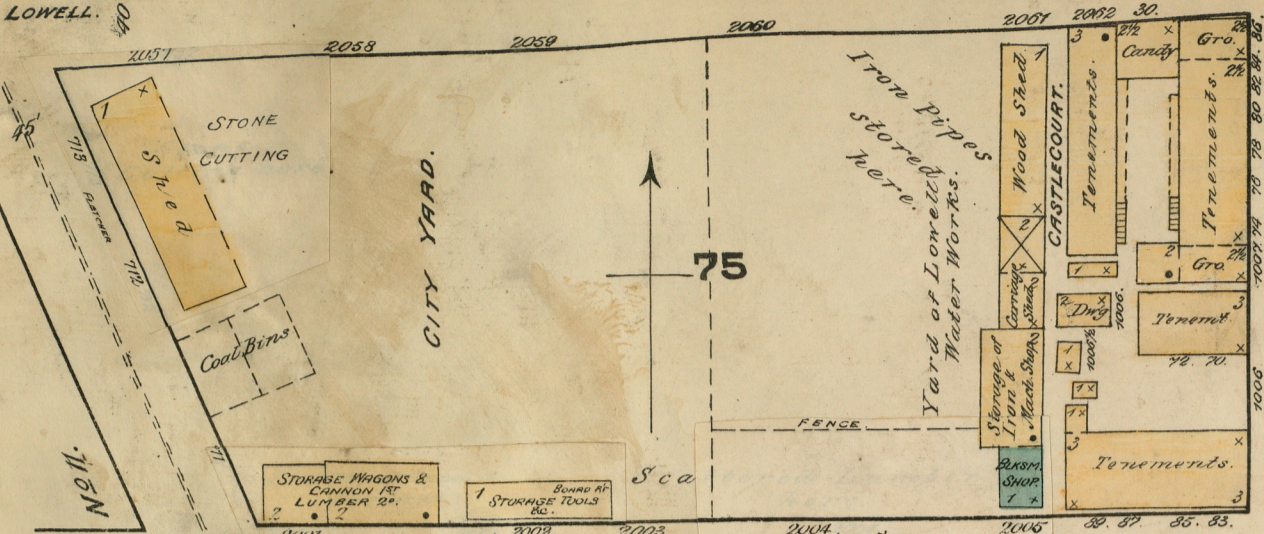
Scale of Feet



SEE DETACHED ABOVE

CROSS

5" W. PIPE



SEE SHEET

FLETCHER

LA GRANGE

ADAMS

MARION

SUFFOLK

SEE SHEET No. 11.

No. 9.

SUFFOLK

H E E T



SEE SHEET No 10.

MT. VERNON

VERNON

SEE SHEET No 12.

SEE SHEET No 13.


SEE SHEET No 13.

SEE SHEET No 13.

Scattered Lumber.

Full of Wood Piles.

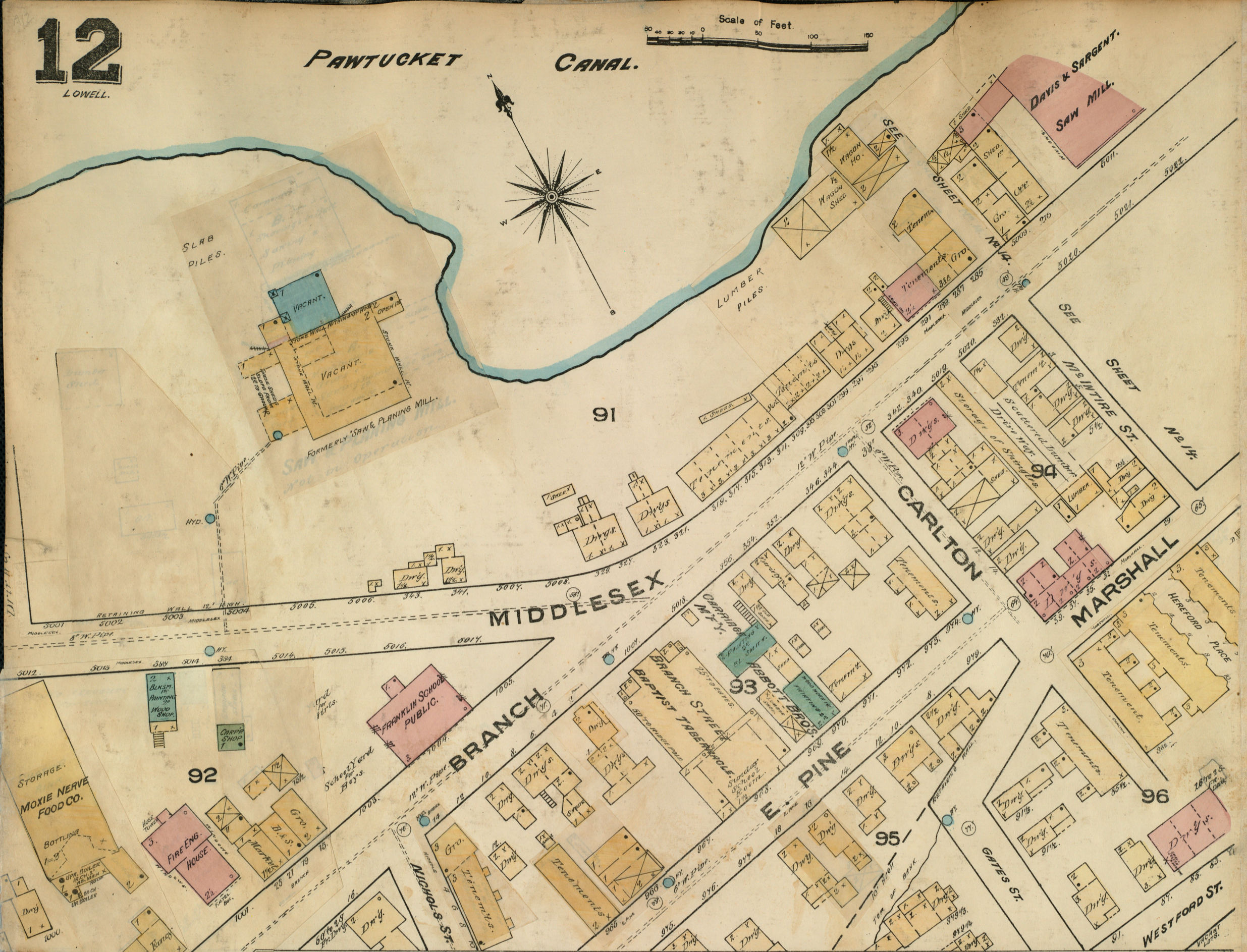

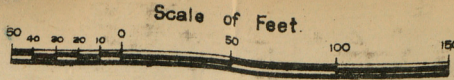
DETACHED SHEET



DETACHED SHEET

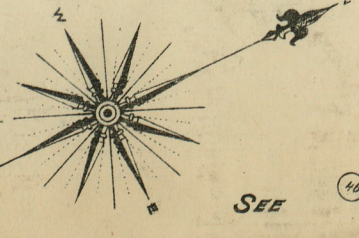
F. T. WILSON

PANTUCKET CANAL.



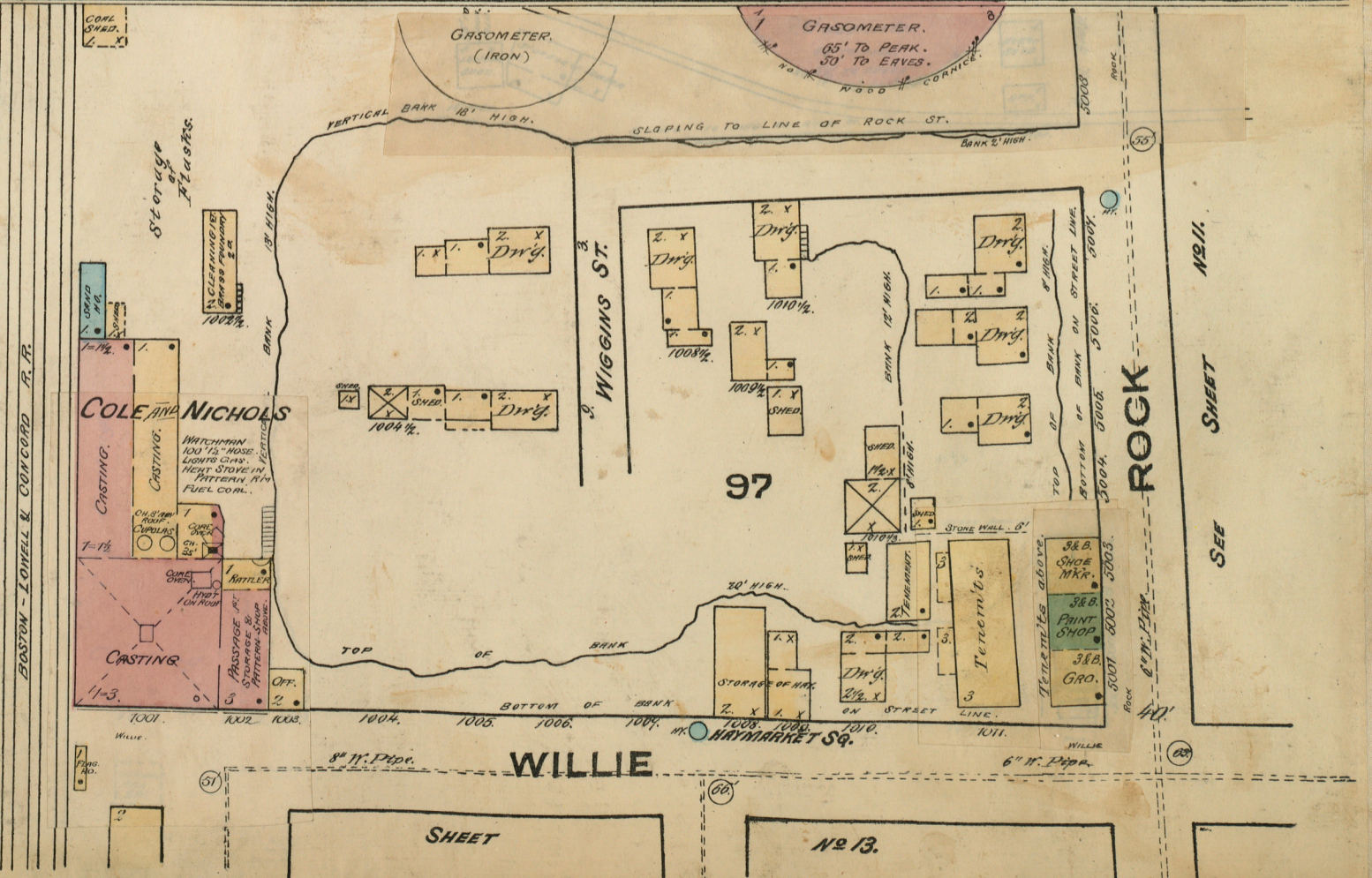
PANTUCKET CANAL.

4 Side Tracks to R.R. here.

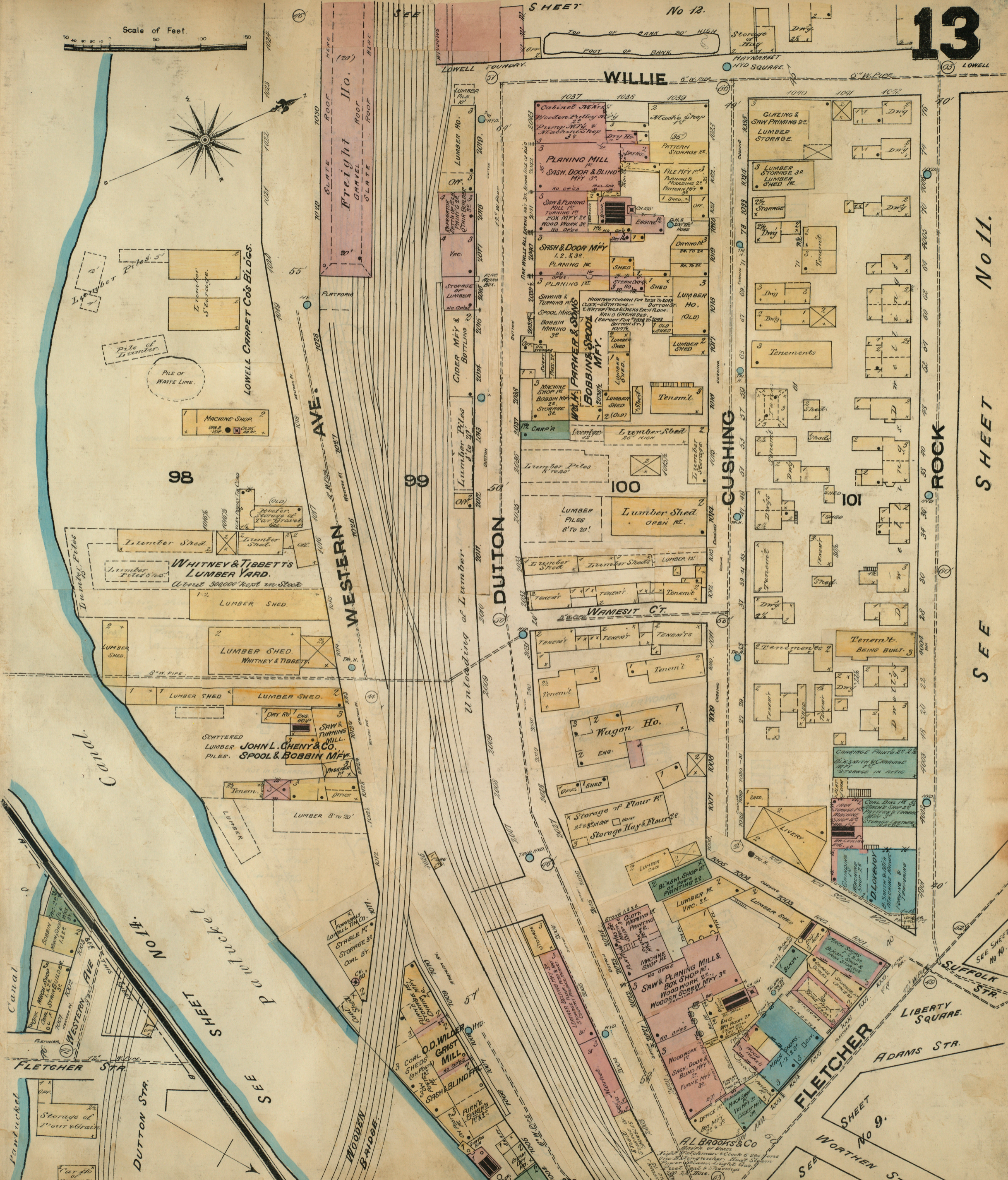




WESTERN AVE.

HO. FREIGHT BOSTON-LOWELL & CONCORD R.R.



Scale of Feet.



98

99

100

101

WHITNEY & TIBBETTS LUMBER YARD

JOHN L. CHENY & CO. SPOOL & BOBBIN MFG.

WILLIE

CUSHING

ROCK

DUTTON

WESTERN AVE.

WAMESIT CT.

FLETCHER

LIBERTY SQUARE

ADAMS STR.

WORTHEN STR.

SUFFOLK STR.

DUTTON STR.

FLETCHER STR.

NO. 14.

SHEET

SEE

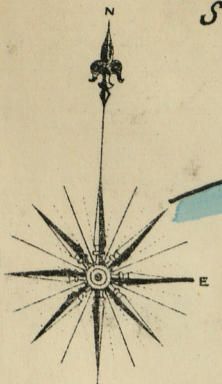
WOODEN BRIDGE

O.D. WILDER CRIST MILL

AL BROOKS & CO

SHEET No 9.

SEE SHEET No 10.



PAWTUCKET

CANAL

THORNDIKE

The map details an industrial district with the following streets and buildings:

- Middlesex Place:** Middlesex Mill, Livingson's Woollen Mill, Coal Sheds F, G, H.
- Middlesex Street:** St. James Hotel, Grain Store Ho., Dresser Ho.
- Grand Street:** Carriage Shop, Gravel Roof Co., various Drigs (Drying Houses).
- Marshall Street:** West's Court, Lumber Sheds, various Drigs.
- Westford Street:** Various Drigs and sheds.
- Howard Street:** Old Lumber, Carriage Ho., various Drigs.
- Arch Street:** B.F. Stevens Machine Shop, Stone Crusher, various Drigs.
- Chelmsford Street:** Hotel Wight, Hotel Advance, various Drigs.

Other notable features include:
 


- 102:** Davis Box, Binet & Saw Mill, San Mill.
- 103:** Livingson's Grist Mill, Grain Store Ho., Coal Sheds.
- 104:** West's Court, Lumber Sheds.
- 106:** Carriage Ho., various Drigs.
- 107:** B.F. Stevens Machine Shop, Stone Crusher.
- 108:** Various Drigs.
- 109:** Various Drigs.
- 110:** Hotel Wight, Hotel Advance, various Drigs.
- 111:** Various Drigs.

SEE SHEET NO. 12.

SEE SHEET NO. 15.

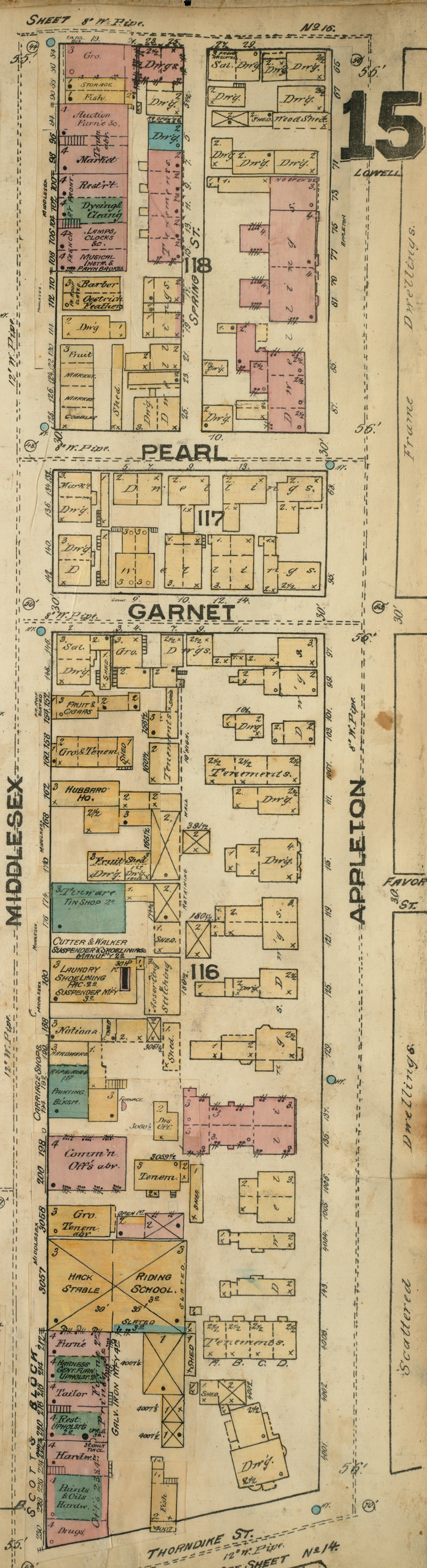
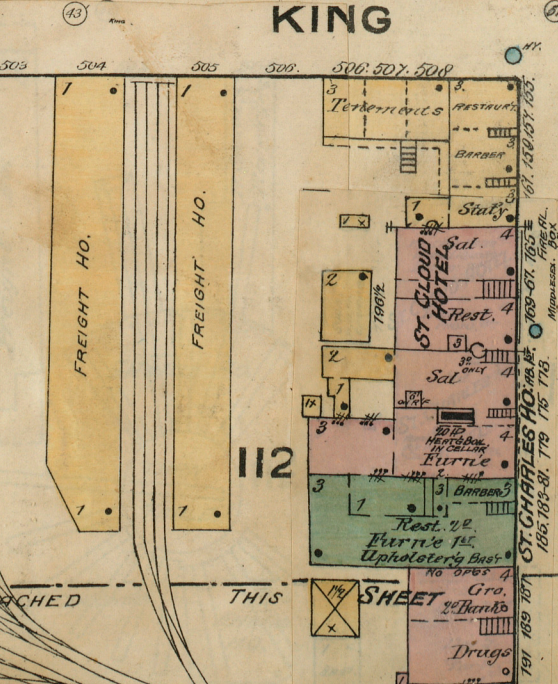
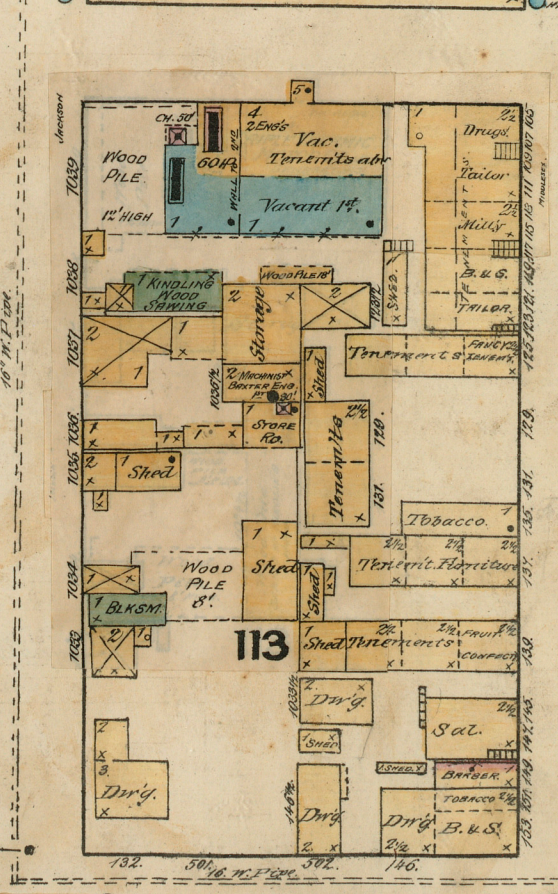
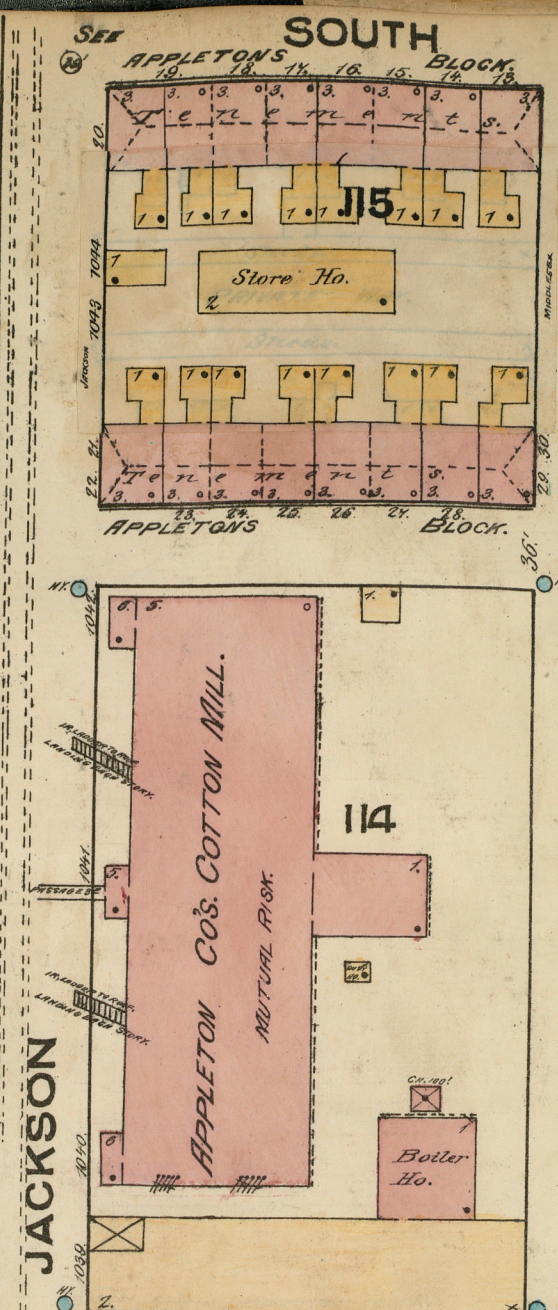
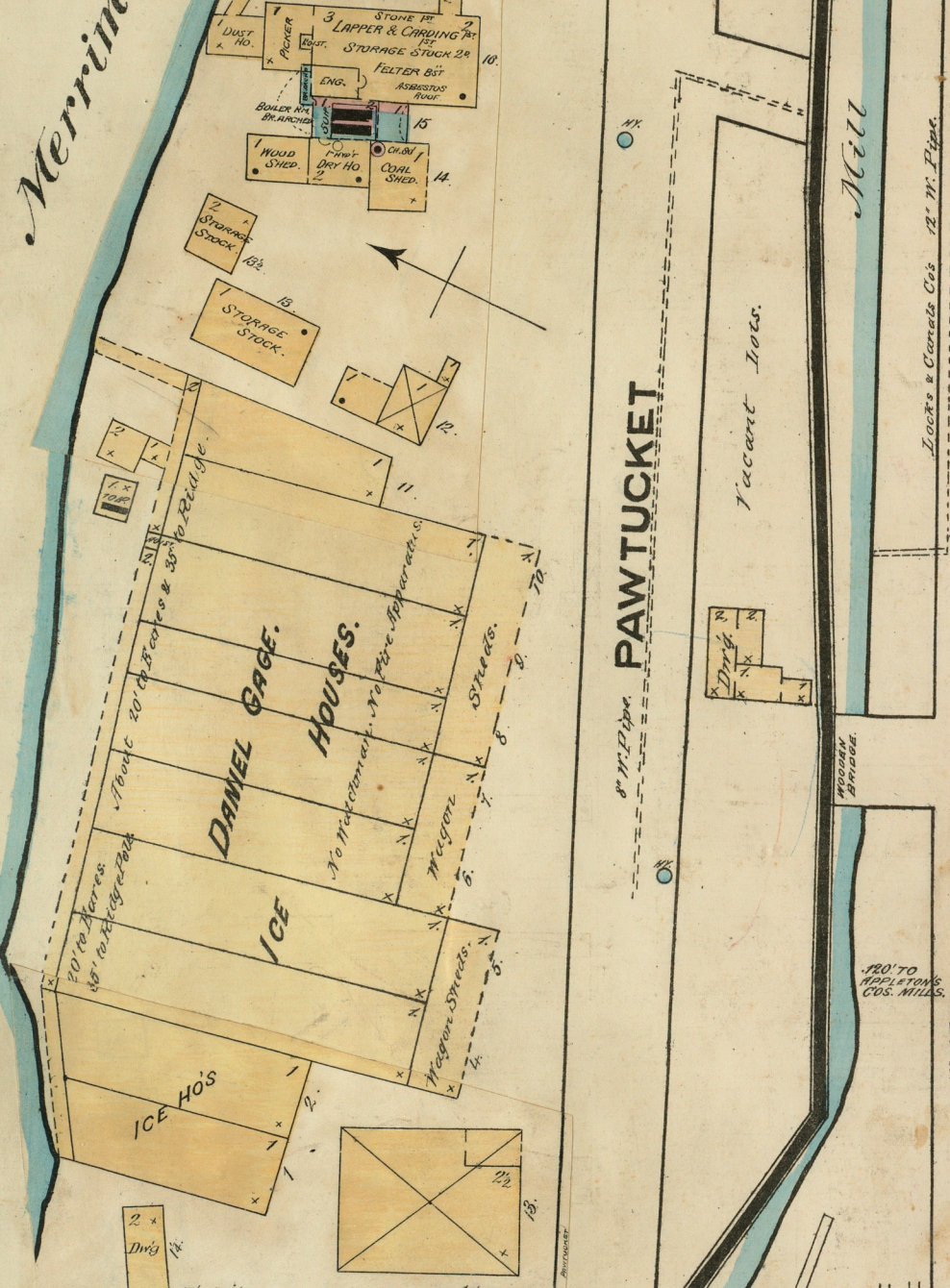
No exposure for 100'





Merrimack River.

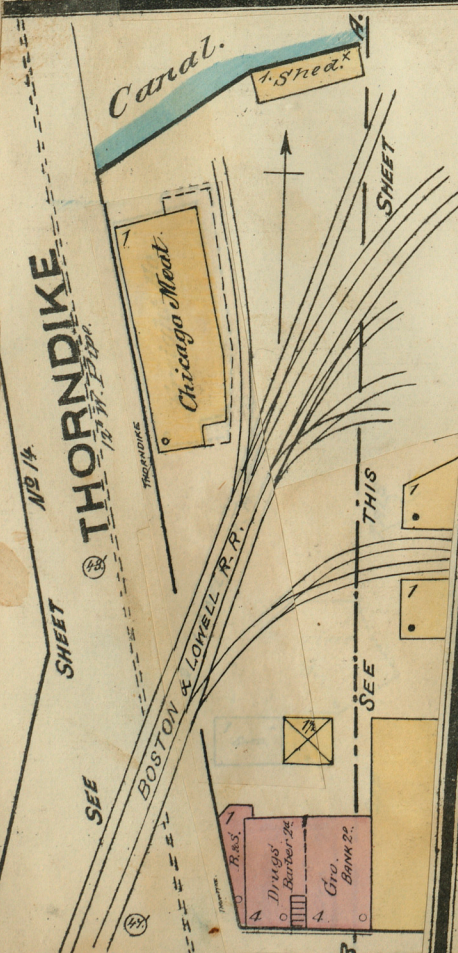
LOWELL FELTING MILL  
12 trille West of Post Off.  
No. Machinery. One Fire Engine.  
Carpenter Shop. Saw. Shear.  
Brights. Gas. Oil. Cylinders.  
on wheels or castings. Oil. Press.  
Truck. Excavator. Steam.



15  
LOWELL

APPLETON  
FAVOR ST.

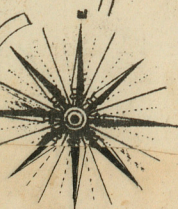
THORNDIKE ST.  
SEE SHEET N 14



THORNDIKE  
SHEET N 14

BOSTON & LOWELL R.R.

SEE SHEET N 14



PAWTUCKET

JACKSON

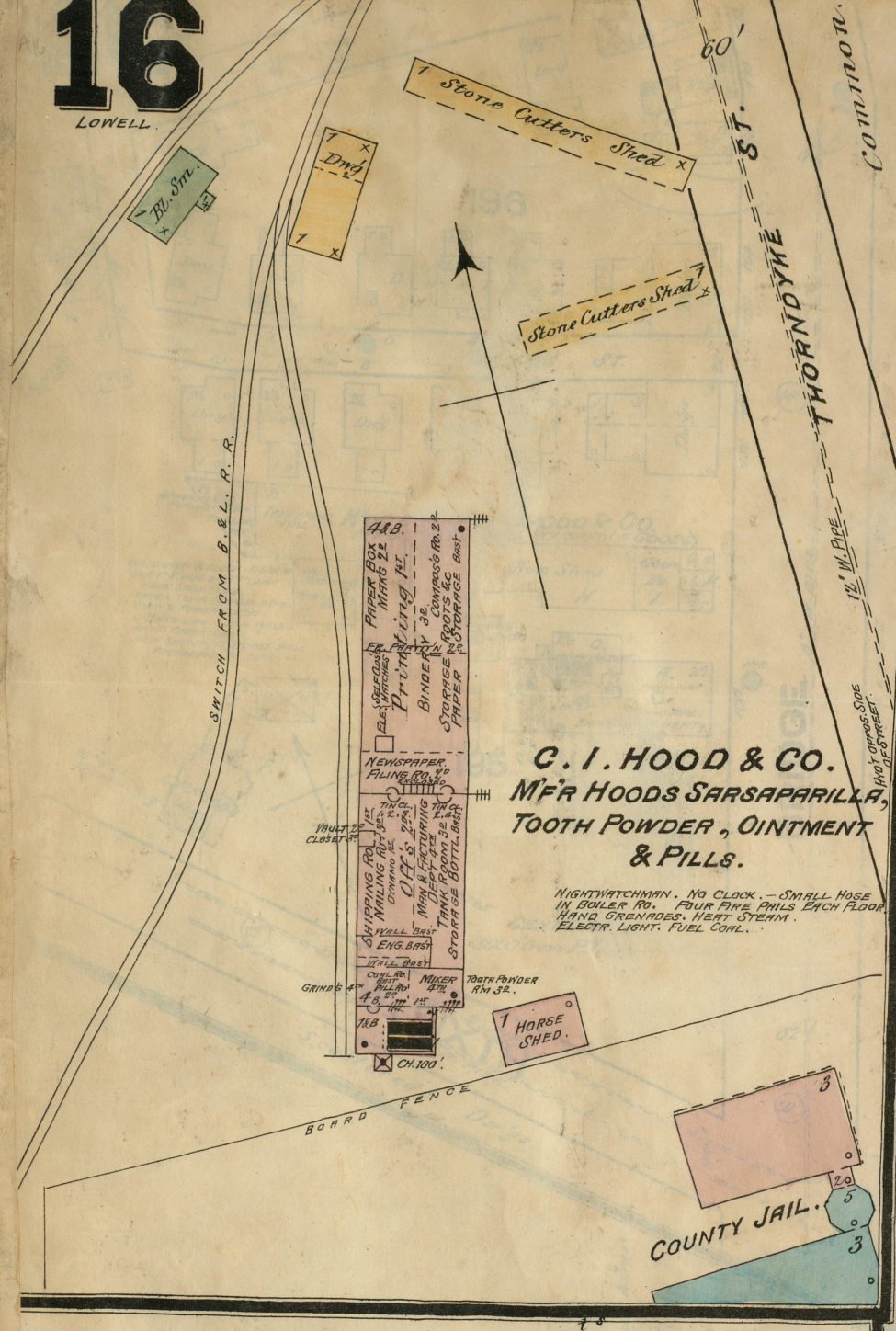
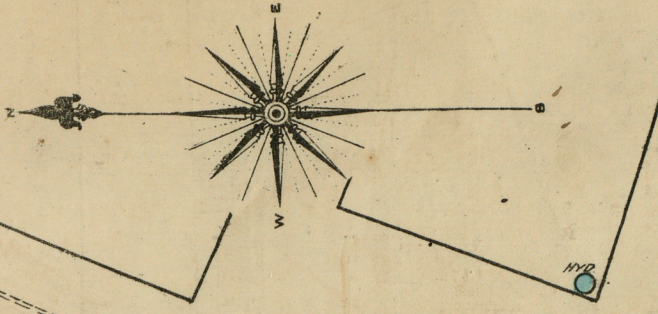
MIDDLESEX

KING

PEARL

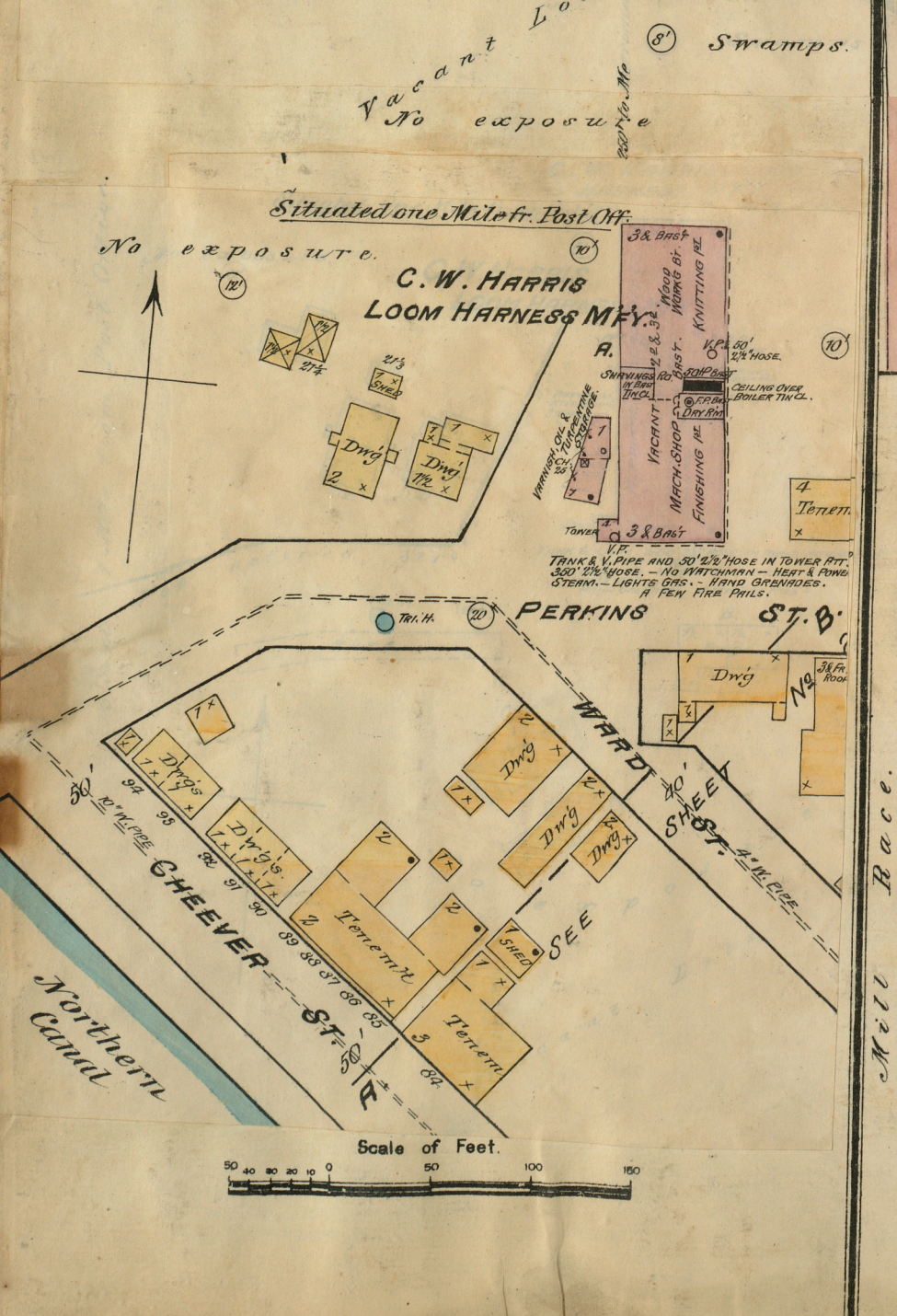
GARNET

SEE SHEET N 14



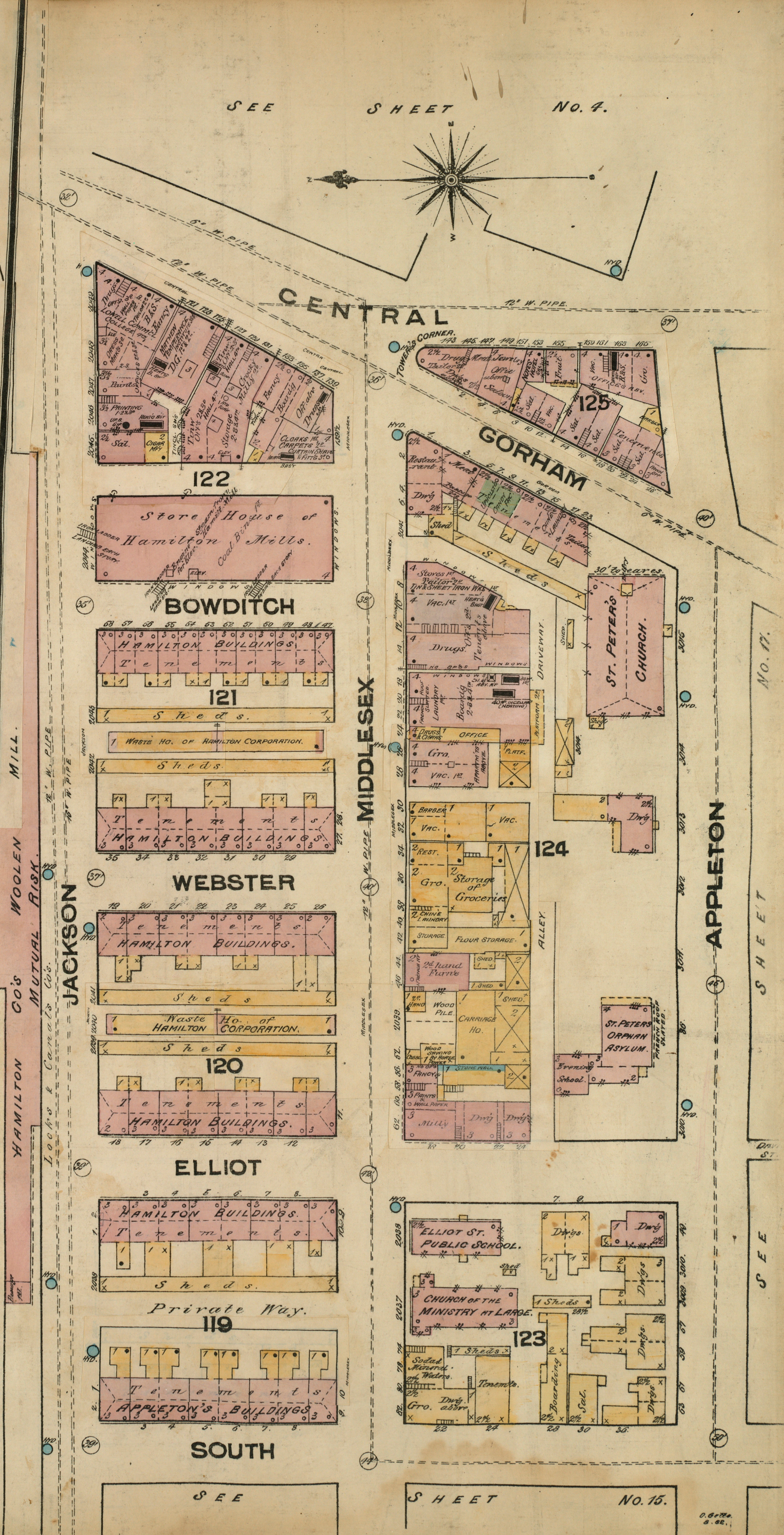
**C. I. HOOD & CO.**  
MFR HOODS SARSAPARILLA,  
TOOTH POWDER, OINTMENT  
& PILLS.

NIGHTWATCHMAN, NO CLOCK. - SMALL HOSE  
IN BOILER RD. - FOUR FIRE PAILS EACH FLOOR  
HAND GRANADES, HEAT STEAM,  
ELECTR. LIGHT, FUEL CONL.



**C. W. HARRIS**  
LOOM HARNESS MFG.

Scale of Feet.



CENTRAL

GORHAM

BOWDITCH

WEBSTER

ELLIOT

SOUTH

MIDDLESEX

APPLETON

ELLIOT ST.

APPLETON



opposite  
SOUTH  
C O U R T

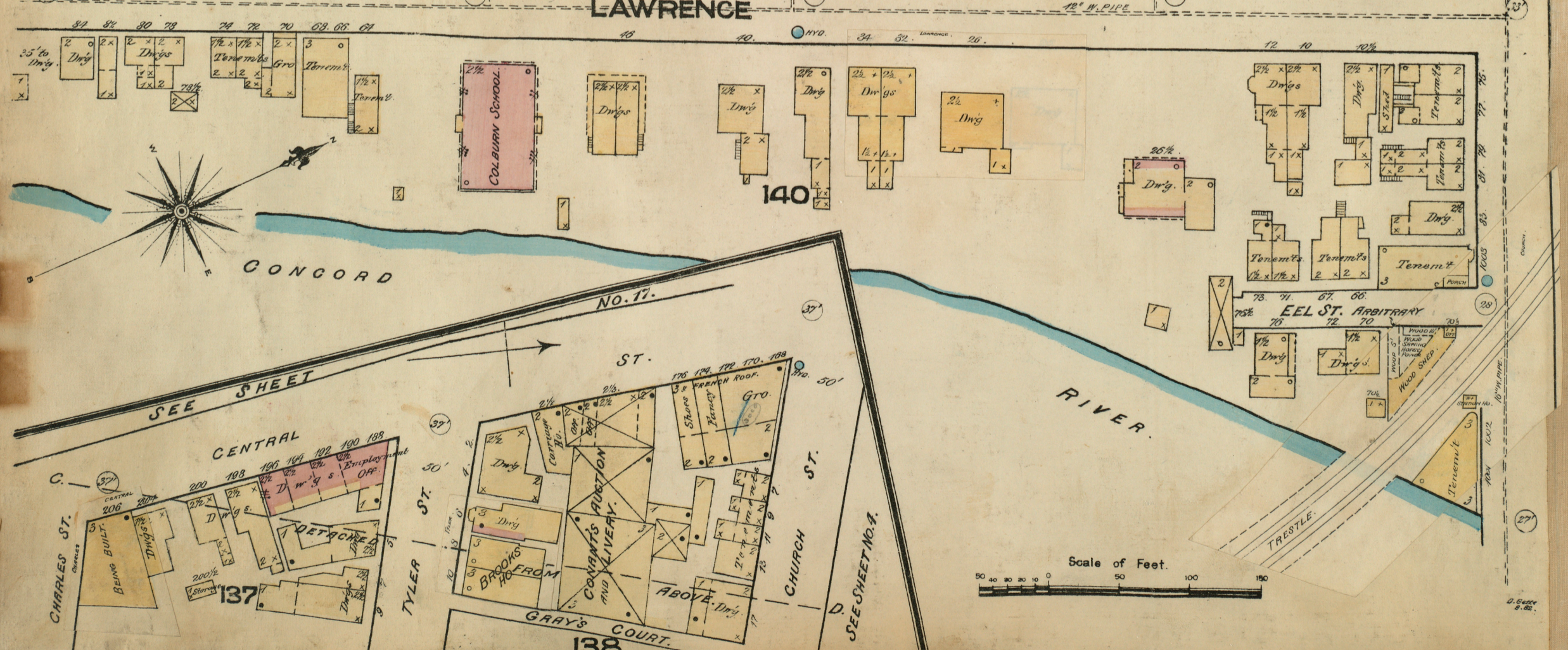
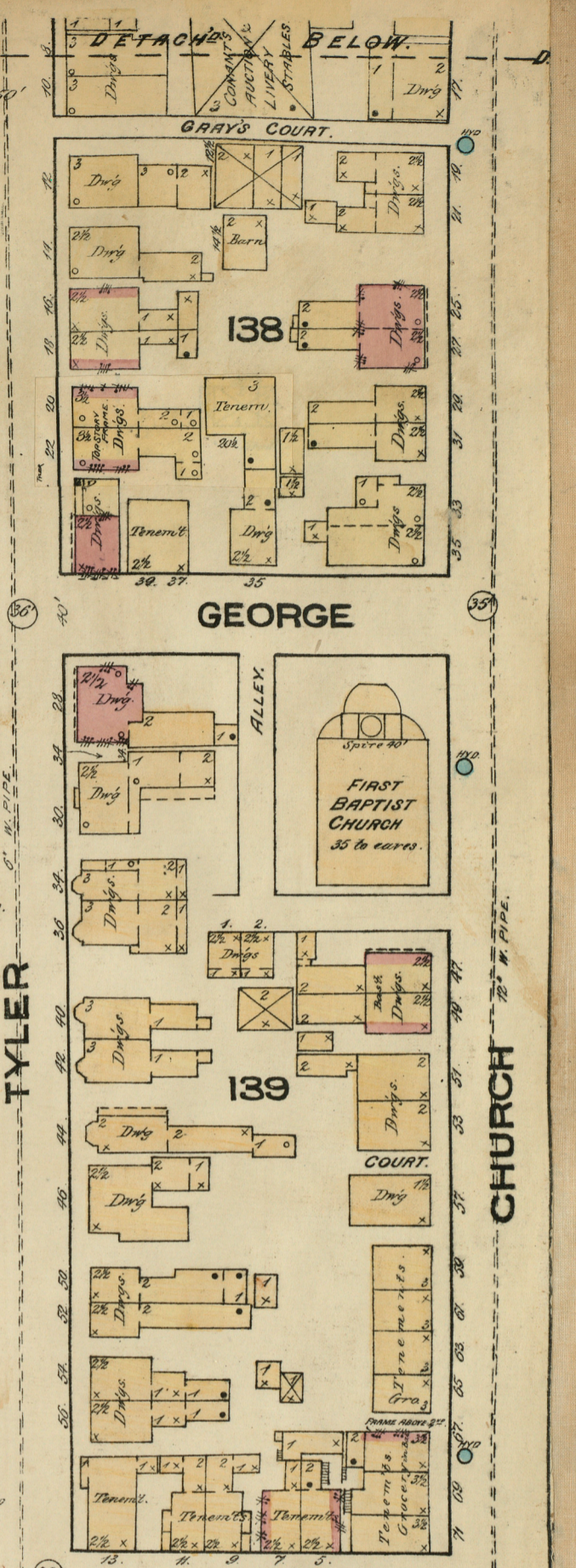
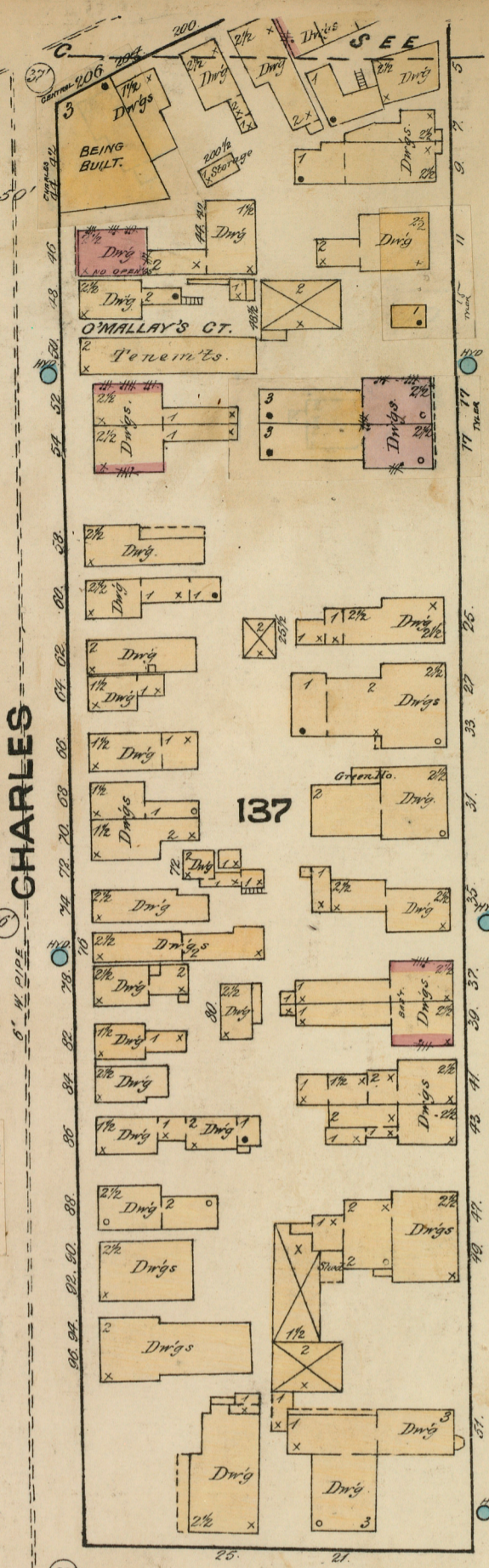
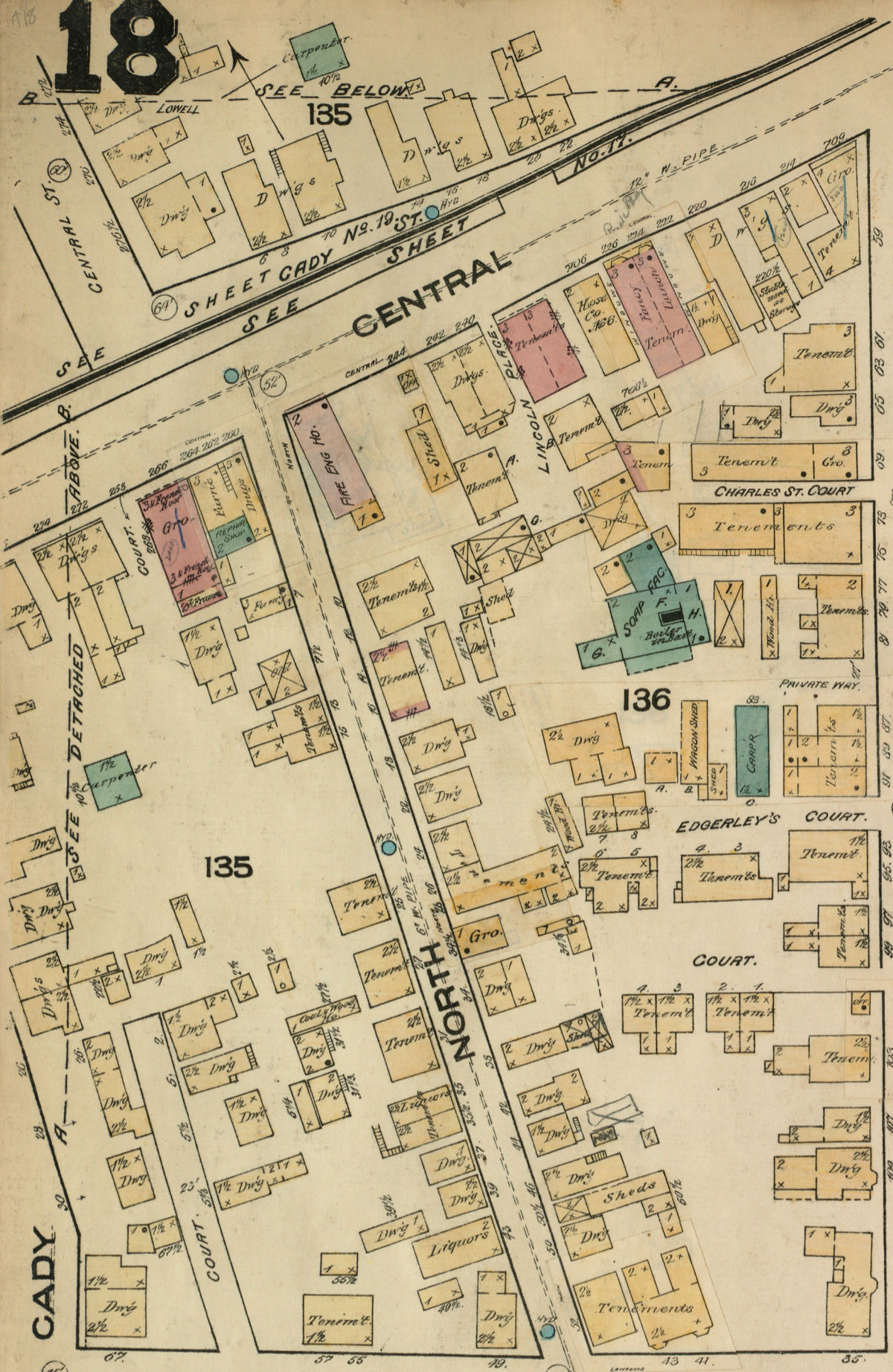
NO 18.

TYLER  
SHEET

CENTRAL

SEE

Scale of Feet.



Scale of Feet. 0 50 100 150



COMMON.

SOUTH

No exposure.

SOUTH

LOCKE

GORHAM

131

149

COURT HO.

150

COURT

ST. JOHN'S CHURCH.

AUBURN

LINDEN

COURT

SHEET

SEE

CENTRE

WALNUT

SHEET

SEE

SHEET

151

152

CHAPEL

154

153

CENTRAL

CENTRAL

CRADY ST.

AMES ST.

RICHMOND ST.

NO 19.

SEE SHEET NO. 24.

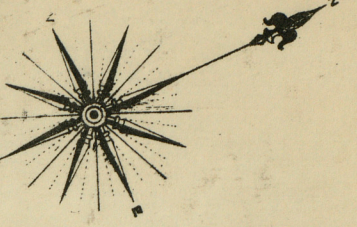
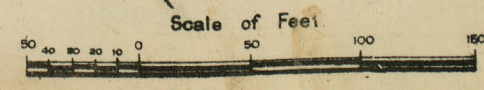
HUDSON ST.

ABBOTT ST.

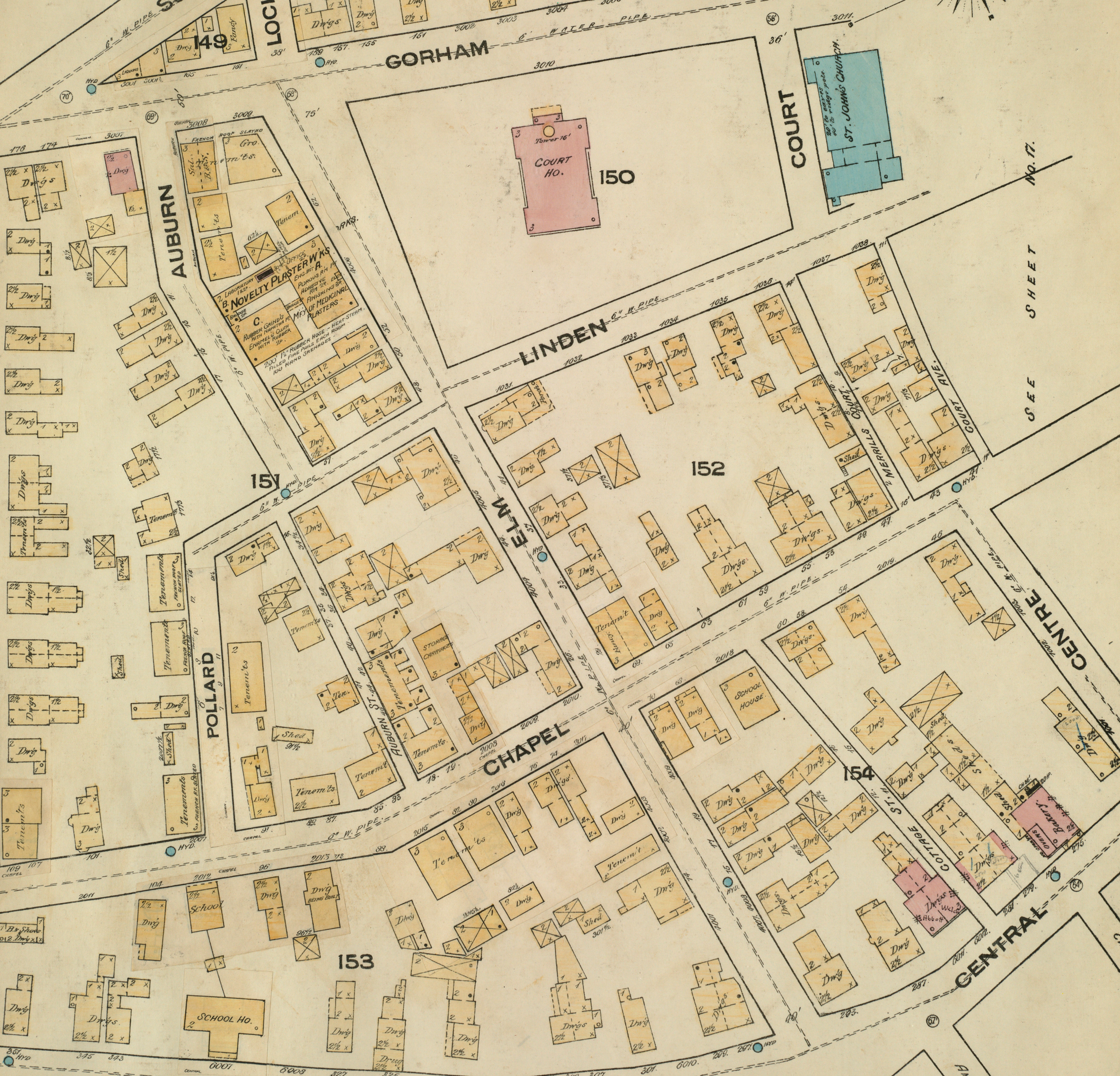
SHEET

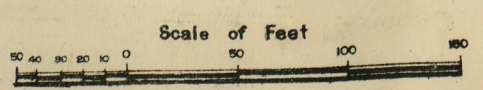
WANESET ST.

MILL ST.



Trees here.





SEE SHEET

No 22.

CENTRAL

FLOYD ST.

No 23.

LYON ST.

SHEET

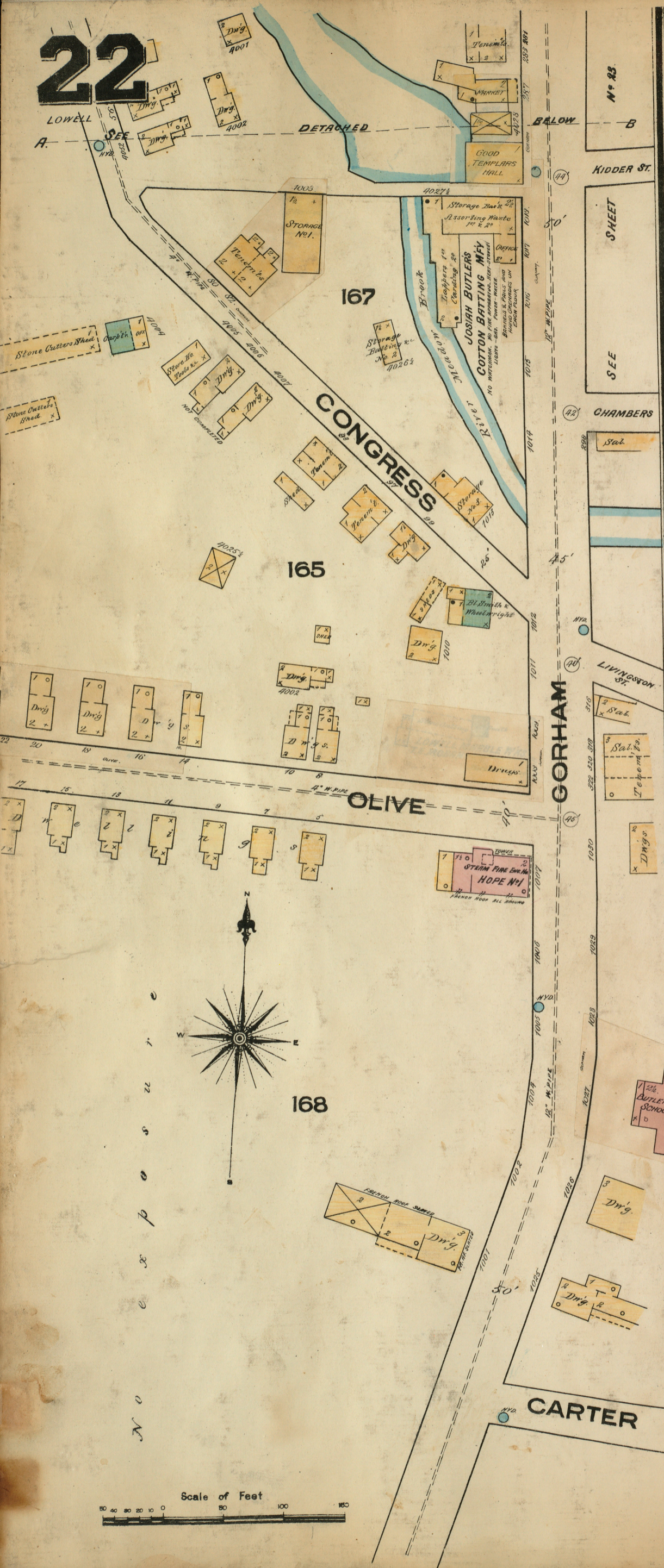
CROSBY ST.

SEE

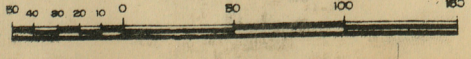
DAVIS CORNER.

22

LOWELL

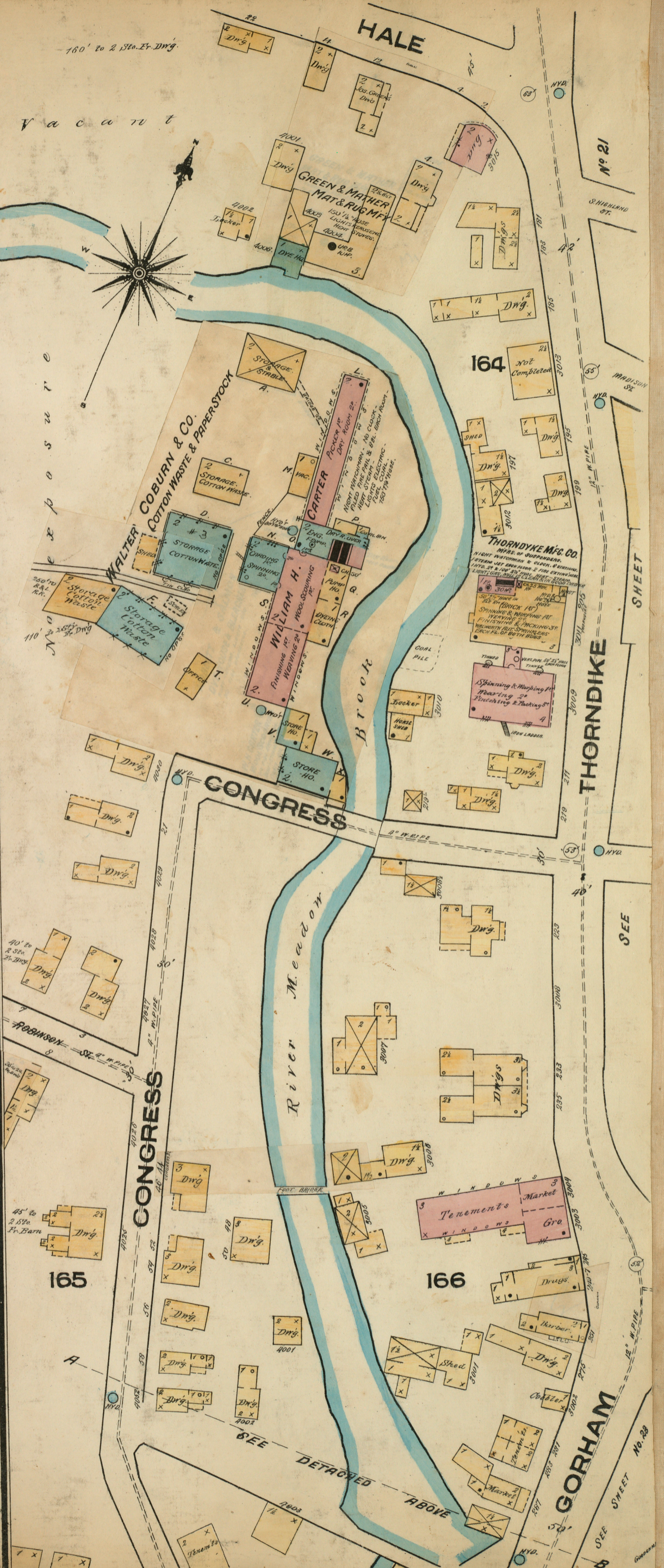


Scale of Feet



160' to 2 1/2 1/2 2 1/2 DWG

Vacant



SEE

SEE

SEE





CENTRAL

FLOYD

LYON

CROSBY

PROSPECT ST

PINE HILL

GORHAM

CHAMBERS

169

169

171

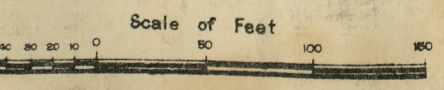
172

173

174

170

170



No exposure.

vacant.

Open Field.

SEE SHEET NO 25.

SEE SHEET NO 24.

SEE SHEET NO 22.

SEE SHEET NO 21.

SEE SHEET NO 20.

SEE SHEET NO 19.

SEE SHEET NO 18.

SEE SHEET NO 17.

SEE SHEET NO 16.

SEE SHEET NO 15.

SEE SHEET NO 14.

SEE SHEET NO 13.

SEE SHEET NO 12.

SEE SHEET NO 11.

SEE SHEET NO 10.

SEE SHEET NO 9.

SEE SHEET NO 8.

SEE SHEET NO 7.

SEE SHEET NO 6.

SEE SHEET NO 5.

SEE SHEET NO 4.

SEE SHEET NO 3.

SEE SHEET NO 2.

SEE SHEET NO 1.

SEE SHEET NO 0.

SEE SHEET NO -1.

SEE SHEET NO -2.

SEE SHEET NO -3.

SEE SHEET NO -4.

SEE SHEET NO -5.

SEE SHEET NO -6.

SEE SHEET NO -7.

SEE SHEET NO -8.

SEE SHEET NO -9.

SEE SHEET NO -10.

SEE SHEET NO -11.

SEE SHEET NO -12.

SEE SHEET NO -13.

SEE SHEET NO -14.

SEE SHEET NO -15.

SEE SHEET NO -16.

SEE SHEET NO -17.

SEE SHEET NO -18.

SEE SHEET NO -19.

SEE SHEET NO -20.

SEE SHEET NO -21.

SEE SHEET NO -22.

SEE SHEET NO -23.

SEE SHEET NO -24.

SEE SHEET NO -25.

SEE SHEET NO -26.

SEE SHEET NO -27.

SEE SHEET NO -28.

SEE SHEET NO -29.

SEE SHEET NO -30.

SEE SHEET NO -31.

SEE SHEET NO -32.

SEE SHEET NO -33.

SEE SHEET NO -34.

SEE SHEET NO -35.

SEE SHEET NO -36.

SEE SHEET NO -37.

SEE SHEET NO -38.

SEE SHEET NO -39.

SEE SHEET NO -40.

SEE SHEET NO -41.

SEE SHEET NO -42.

SEE SHEET NO -43.

SEE SHEET NO -44.

SEE SHEET NO -45.

SEE SHEET NO -46.

SEE SHEET NO -47.

SEE SHEET NO -48.

SEE SHEET NO -49.

SEE SHEET NO -50.

SEE SHEET NO -51.

SEE SHEET NO -52.

SEE SHEET NO -53.

SEE SHEET NO -54.

SEE SHEET NO -55.

SEE SHEET NO -56.

SEE SHEET NO -57.

SEE SHEET NO -58.

SEE SHEET NO -59.

SEE SHEET NO -60.

SEE SHEET NO -61.

SEE SHEET NO -62.

SEE SHEET NO -63.

SEE SHEET NO -64.

SEE SHEET NO -65.

SEE SHEET NO -66.

SEE SHEET NO -67.

SEE SHEET NO -68.

SEE SHEET NO -69.

SEE SHEET NO -70.

SEE SHEET NO -71.

SEE SHEET NO -72.

SEE SHEET NO -73.

SEE SHEET NO -74.

SEE SHEET NO -75.

SEE SHEET NO -76.

SEE SHEET NO -77.

SEE SHEET NO -78.

SEE SHEET NO -79.

SEE SHEET NO -80.

SEE SHEET NO -81.

SEE SHEET NO -82.

SEE SHEET NO -83.

SEE SHEET NO -84.

SEE SHEET NO -85.

SEE SHEET NO -86.

SEE SHEET NO -87.

SEE SHEET NO -88.

SEE SHEET NO -89.

SEE SHEET NO -90.

SEE SHEET NO -91.

SEE SHEET NO -92.

SEE SHEET NO -93.

SEE SHEET NO -94.

SEE SHEET NO -95.


SEE SHEET NO -96.

SEE SHEET NO -97.

SEE SHEET NO -98.

SEE SHEET NO -99.

SEE SHEET NO -100.



SEE SHEET No 25. NEW HALL ST.

SEE SHEET No 25. WATSON

SEE SHEET No 25. DETHRONED.

SEE SHEET No 25. DETHRONED.

SEE SHEET No 25. DETHRONED.

SEE SHEET No 25. DETHRONED.

SEE SHEET No 25. 6" W. Pipe.

SEE SHEET No 25. 10" W. Pipe.

SEE SHEET No 25. 10" W. Pipe.

SEE SHEET No 25. 10" W. Pipe.

SEE SHEET No 25. 10" W. Pipe.

SEE SHEET No 25. 10" W. Pipe.

SEE SHEET No 25. 10" W. Pipe.

SEE SHEET No 23. WHIPPLE

SEE SHEET No 23. WHIPPLE

SEE SHEET No 23. WHIPPLE

SEE SHEET No 23. WHIPPLE

SEE SHEET No 23. WHIPPLE

SEE SHEET No 23. WHIPPLE

SEE SHEET No 23. WHIPPLE

SEE SHEET No 19. HUDSON

SEE SHEET No 19. HUDSON

SEE SHEET No 19. HUDSON

SEE SHEET No 19. HUDSON

SEE SHEET No 19. HUDSON

SEE SHEET No 19. HUDSON

SEE SHEET No 19. HUDSON

SEE SHEET No 19. HUDSON

SEE SHEET No 19. HUDSON

SEE SHEET No 19. HUDSON

SEE SHEET No 19. HUDSON

SEE SHEET No 19. HUDSON

SEE SHEET No 19. HUDSON

SEE SHEET No 19. HUDSON

SEE SHEET No 19. HUDSON

SEE SHEET No 19. HUDSON

SEE SHEET No 19. HUDSON

SEE SHEET No 19. HUDSON

SEE SHEET No 19. HUDSON

SEE SHEET No 19. HUDSON

SEE SHEET No 19. HUDSON

SEE SHEET No 19. HUDSON

SEE SHEET No 19. HUDSON

SEE SHEET No 19. HUDSON

SEE SHEET No 19. HUDSON

SEE SHEET No 19. HUDSON

SEE SHEET No 19. HUDSON

SEE SHEET No 19. HUDSON

**SHAW STOCKING COMPANY**

1. NIGHT WATCHMEN & CLOCKS  
2. VEST PIPES 50' DIA. 10' DIA. 10' DIA. TO EACH ON EACH FLOOR.  
3. WATER PIPES 10' DIA. 10' DIA. 10' DIA. ON EACH FLOOR IN EACH PART.  
SCRAPS REMOVED FREQUENTLY.  
POWER: STEAM, FUEL, COAL, LIGHT, GAS.  
200' DIA. HOSE ABOUT 100' DIA.  
STATIONARY SPRINKLERS THRU BLDG  
SIX IRON LADDERS TO RT OF MAIN BLDG  
100' DIA. SPIN. HOSE.

NO EXPOSURE

**COBURN KNITTING CO.**  
TO BE BUILT FOR  
BUNGLE VALLEY  
15 STATIONS  
PICKERING KNITTING CO.  
WATCHMEN & CLOCKS  
HEAT, STEAM, FUEL, COAL, LIGHT, GAS.  
200' DIA. HOSE ABOUT 100' DIA.  
STATIONARY SPRINKLERS THRU BLDG  
SIX IRON LADDERS TO RT OF MAIN BLDG  
100' DIA. SPIN. HOSE.

**SANBURY & SON, CARRIAGE WKS.**  
1.3 PICKERING ST.

NO EXPOSURE

**AREY & MADDOCK, TANNERY**

NIGHT WATCHMEN & CLOCKS, 15 STATIONS.  
HEAT, STEAM, FUEL, COAL & TRIN.  
POWER, STEAM, LIGHT, OIL LAMPS.  
NO. 7 BLAKE PUMP & 150' 1/2" HOSE.

WET RM. FINISHING & WHITENING  
WET RM. FINISHING & WHITENING  
FREIGHT CAR STAGES  
Vat Ho. & Tannery  
Leach & Vac Ho.

NO EXPOSURE FOR 200'



SEE

SHEET

KINSMANS

No. 23

179

180

NEWHALL

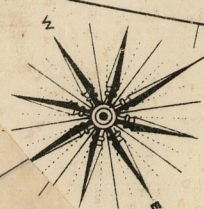
CHAMBERS

CROSBY

WHIPPLE

WATSON

SEE SHEET No. 24



181

182

BLEACHERY (Millial Fish)

LOWELL

WOODS GRIST MILL

WAMESIT POWER CO.  
CONSTANT WATCHMAN FOR GROUND BUERK CLOCK 9 STATIONS  
CITY WATER, GROUND PRESSURE HAS AS SHOWN, 200' HOSE POWER, STEAM & WATER FOR SPECIAL DESCRIPTION SEE BUILDINGS  
WAMESIT POWER CO. OWN BUILDINGS OCCUPIED BY U.S. CARTRIDGE CO., U.S. BUNTING CO., U.S. CURD CO., J.S. JACQUES CO. Geo. Naylor & Co.

U.S. CARTRIDGE CO.  
CITY WATER, 12" INCHES, 1500' TO 500' HOSE  
WATCHMAN & BUERK CLOCK, 9 STATIONS  
WAMESIT POWER CO. OWN BUILDINGS OCCUPIED BY U.S. CARTRIDGE CO., U.S. BUNTING CO., U.S. CURD CO., J.S. JACQUES CO. Geo. Naylor & Co.

ANDREWS

LAWRENCE

No. 26

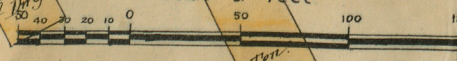
SEE

SEE SHEET

No. 24

LAWRENCE

Scale of Feet



SEE DETACHED BELOW B

SEE

SEE

SEE

SEE

SEE

SEE

SEE

SEE

SEE

SEE

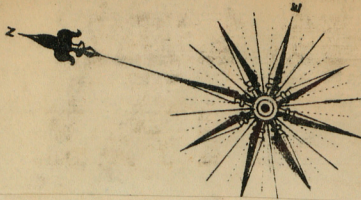
SEE

SEE

SEE

SEE

LOWELL



MEN ORGANIZED INTO FIRE CO. WATCHMAN & CLOCK 12 STATIONS. AUT. SPRINKLERS THROUGHOUT  
VERT. FIRE & HOSE EACH FLOOR. LARGE F. PUMP & CITY WATER. HEAT & STEAM.  
LIGHT; GAS. FUEL; COAL. POWER; WATER & STEAM. FIRE PAILS.

CONCORD

RIVER.

**STERLING WOOLEN MILL**  
A. FULLING, GIGGING & FINISHING  
B. STORE ROOM  
C. OFFICE  
D. WEAVING  
E. SPINNING  
F. CARDING  
G. NEAVING  
H. COAL SHED  
I. BOILER HO.  
J. WATER PUMP  
K. WASTE

**FAULKNER WOOLEN MILL**  
D. Wool Scouring & Finishing bast  
E. Weaving 1st & 2d  
F. Spinning 3d  
G. Carding 1st  
H. DYE HO.  
I. DYE HO.  
J. PICKER 2d  
K. PICKER 2d

Private Way.

WAMESIT CANAL.

WAMESIT CANAL.

VACANT.

FAULKNER

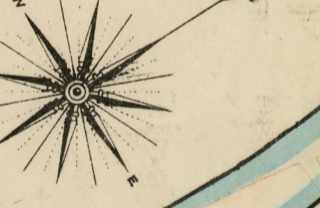
SEE SHEET NO. 25.

**LAWRENCE**

**AMERICAN BOLT CO.**  
A. Machine Shop  
B. Machine Shop  
C. Packing  
D. Shearing  
E. Machine Shop  
F. Machine Shop  
G. Machine Shop  
H. Machine Shop  
I. Machine Shop  
J. Machine Shop  
K. Machine Shop

**Blair Smith & Forges.**

1	2	3	4	5	6	7	8
2	2	2	2	2	2	2	2
1	2	3	4	5	6	7	8



no exposure.

**LAWRENCE**

Canal

Wamesit

**E. HAPGOOD AND SONS**  
WOOL MATTRESS MFG  
1. DUST HO.  
2. STORAGE MATTRESS MFG  
3. STORAGE MATTRESS MFG

**U.S. CORD CO.**  
1. Storage Coal  
2. Storage Coal  
3. Storage Coal

**FAULKNER WOOLEN MILL**  
A. Storage Coal  
B. Storage Coal  
C. Storage Coal  
D. Storage Coal  
E. Storage Coal  
F. Storage Coal  
G. Storage Coal  
H. Storage Coal  
I. Storage Coal  
J. Storage Coal  
K. Storage Coal

**R.W. KENDALL & CO.**  
DYEING & PRINTING WORKS  
1. COAL SHED  
2. DYE HO.  
3. FINISHING 1st  
4. DRYING 2d  
5. STORAGE 3d

NIGHT WATCHMAN  
FILLED FIRE PAILS & HAND GRENADES  
HEAT; STEAM; LIGHTS AS -  
150' 2" HOSE 1st

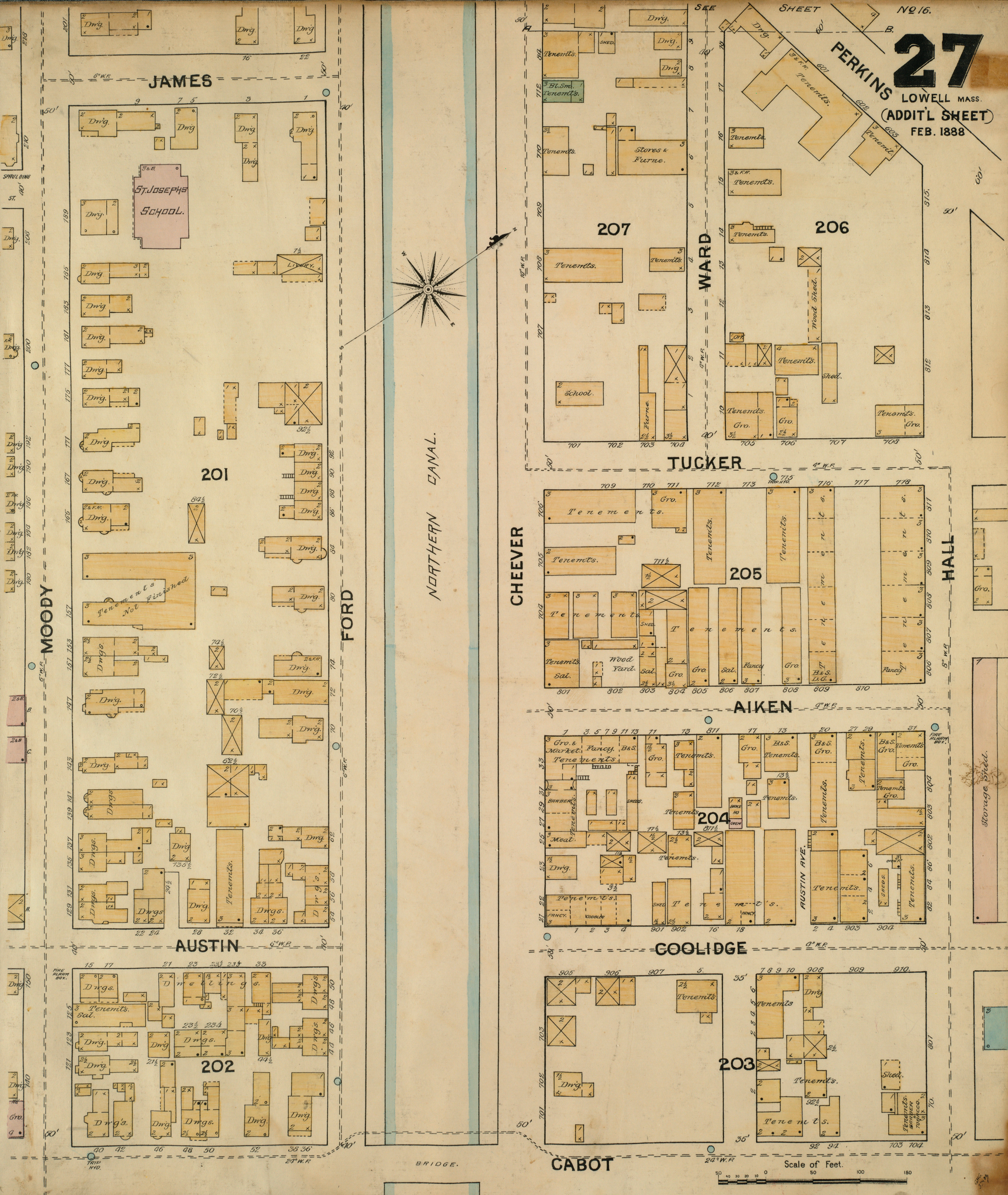
CONCORD

RIVER.

Scale of Feet. 0 50 100 150

SEE BELOW FOR HAPGOODS

SEE DETACHED ABOVE.



JAMES

ST. JOSEPH'S  
SCHOOL.

201

AUSTIN

202

FORD

NORTHERN CANAL.

207

TUCKER

AIKEN

COOLIDGE

CABOT

WARD

203

Scale of Feet.

# 28

(ADDIT'L SHEET)

FEB. 1888

208

LOWELL MASS.



**214**

Coal Ho.

1 MORRIS PUMP, CAP. 320 GAL. PER. REV.

1 LARGE & 1 SMALL WORTHINGTON PUMP.

**LOWELL WATER WORKS. PUMPING STATION.**

**215**

SHEDS

Tempering Mill.

Wire Drawing & Finishing.

Box Shed.

Pinning.

Machine Shop.

Black Box.

**216**

CH. WOODS

**LOWELL STEEL WIRE CO. WOODS, SHERWOOD & CO.**

MFR. TINNED WIRE HOUSEHOLD GOODS.

WATCHMAN & CLOCK-10 STATIONS.

100 FT. PIPE & 25" LINEN HOSE EACH FL.

WATER TRUCK 300 GAL. HITCH.

11 PAILS EACH 4 QT.

HAND GRENADES.

IRON SOLDERING STOVES PROTECTED BY IRON.

LIGHT: 600.

HEAT: STEAM.

**CHURCH.**

30-70 SEAT.

**217**

WAGON SHOP.

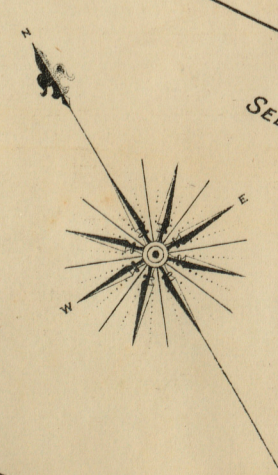
LIVERY.

Wagon Shop.

Bay State Court.

Geo. M. Dole.

CARRIAGE MFG.



Scale of Feet.

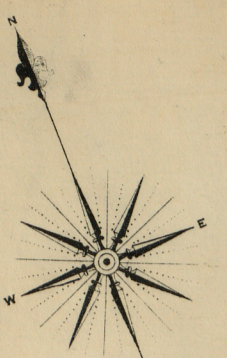
0 50 100 150

N 29.

SHEET

SEE

SEE SHEET #22.



# 29

LOWELL MASS.  
ADDIT'L SHEET  
FEB. 1888



SHEET

W. 5th ST.

W. 6th ST.

W. 7th ST.

W. 8th ST.

SEE SHEET

SEE SHEET

BRIDGE

READ

MYRTLE

220

WEBSTER ST.

20'

8TH ST.

221

METHUEN

VARNUM

222

223

7TH ST.

224

CATHOLIC CHURCH

225

6TH ST.

227

226

5TH ST.

228

229

4TH ST.


231

HOCK & LADDER & HOSE CART

230

3RD ST.

Scale of Feet.



Shallow Pond in Winter.

**LOWELL STEAM BOILER WKS.**  
SUNDRY & PARTIAL NIGHT WATCHMAN.  
TANK IN TOWER, 100' 3" HOSE, 25' 1/2"  
RANK, 600 3/4" HOSE, POWER STEAM.  
FUEL: COAL LIGHT, GAS.

Boiler Shop.  
TOWER 60'.  
Machinery Shop.  
OFF.

**W. ADICKENSON'S SOAP WKS.**  
NO WATCHMAN, 50' HOSE, 125'  
TANK IN TOWER, 100' HOSE, 25' 1/2"  
RANK, 600 3/4" HOSE, POWER STEAM.  
FUEL: COAL LIGHT, GAS.  
NO RENDERING.

TANNERS

**SCANNELL & WHOLEY'S BOILER WKS.**  
NO WATCHMAN, ABOUT  
100' HOSE, LIGHTNING  
STROKE IN OFF.  
Horse Shed.

Boiler Shop.  
TOWER.  
OFF.  
B. SHED.  
ST. CH. ST. FAV. TOWER.

**MERRIMAC CROQUET CO.**  
TOYS, PATTERN WORK &  
NO WATCHMAN, V. P. & 50' 2 1/2" HOSE.  
WALWORTH AUTOMATIC SPRINKLERS  
THROUGHOUT, FIRE PUMP IN PL.  
HAND GRENADES IN FLOOR LIGHTS.  
GAS, HEAT, STEAM, FUEL, COAL & SHAV.  
CITY WATER.

Lumber Shed.  
Storage.  
OFF.

**COBURN & CO.**  
OIL W. HOS.  
NO WATCHMAN,  
NO FIRE APPARATUS.

Cooperage.  
Wagon Shed.  
OFF.

**LAMSON STORE SERVICE Co.**  
WATCHMAN, CLOCK IS STATIONS, ONE  
STATION EACH FLOOR IN MAIN BLDG.  
STAND PINE IN TOWER, 30' 2 1/2" HOSE  
75' 2 1/2" & 100' 3 1/2" HOSE  
EACH ROOM.

Store Ho.  
Horse Sheds.  
OFF.

**MACHINE SHOP EAST.**  
Pecking Rev. 75'  
Wood Working Mach. 25'  
Planing 35'

OFF.

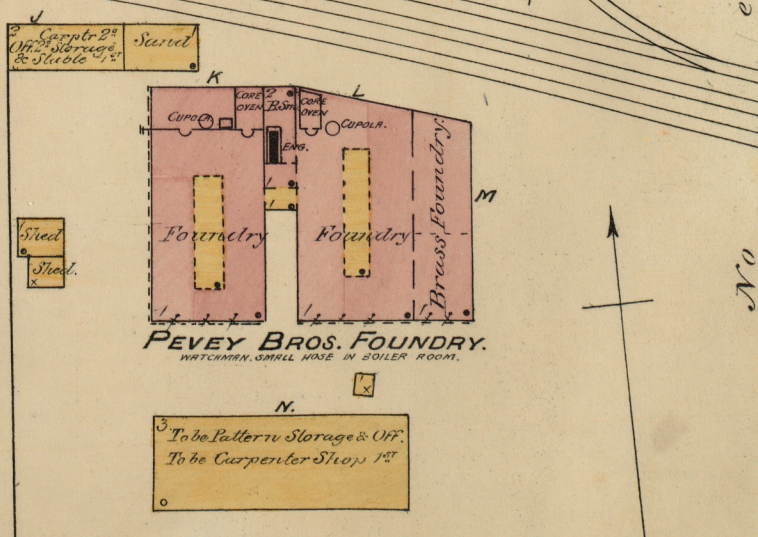
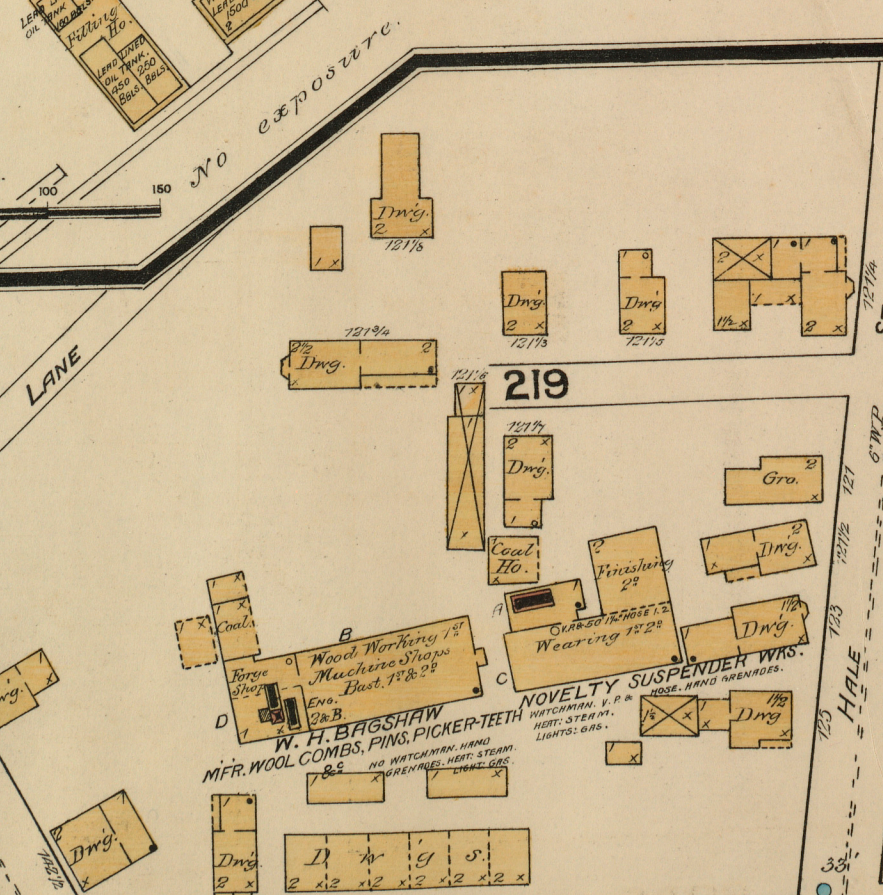
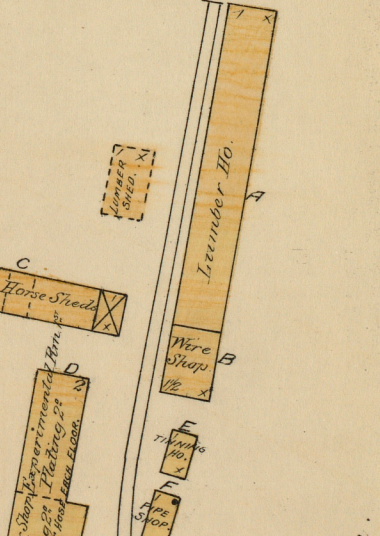
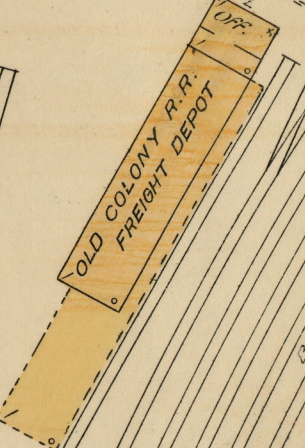
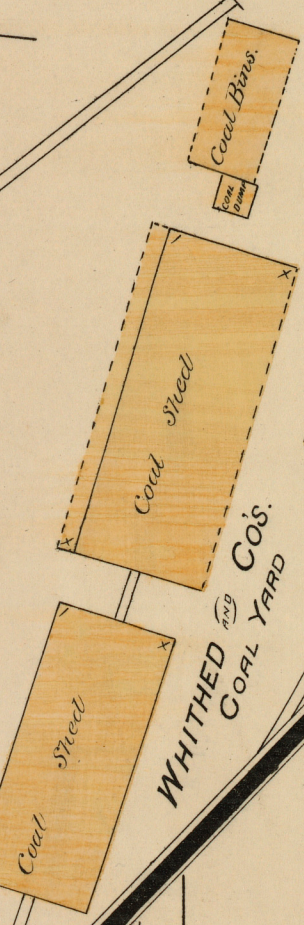
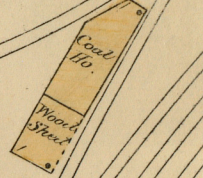
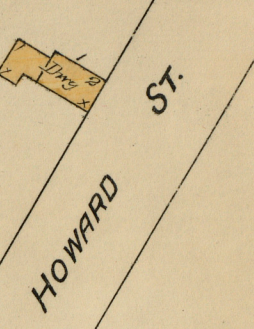

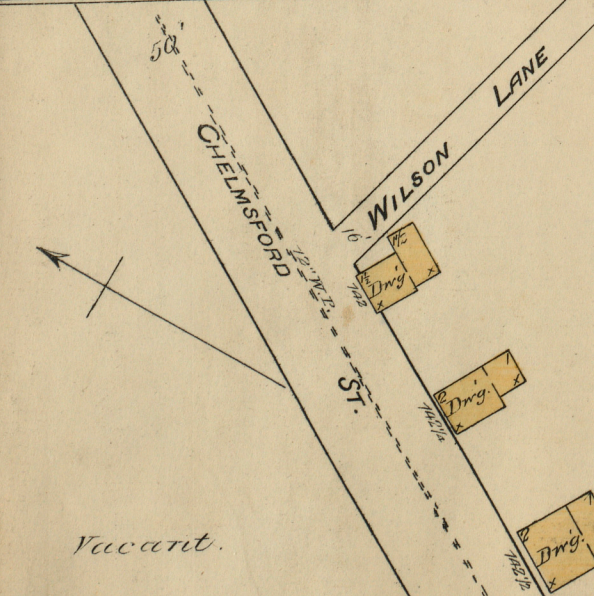
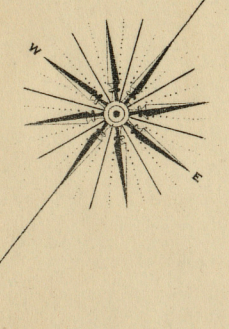
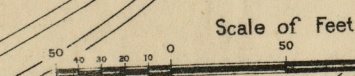
**PEVEY BROS. FOUNDRY.**  
WATCHMAN, SPIRAL HOSE IN BOILER ROOM.

Foundry.  
Foundry.  
Brass Foundry.

**W. H. BAGSHAW**  
MFR. WOOL COMBS, PINS, PICKER-TEETH  
NO WATCHMAN, HAND  
GRENADES, HEAT, STEAM,  
GREENHOSE, COAL, GAS.

WOOD WORKING  
MACHINE SHOPS  
BAST. 15' & 25'

NOVELTY SUSPENDER WKS.  
WATCHMAN, V. P. &  
HOSE, HAND GRENADES,  
HEAT, STEAM,  
LIGHTS, GAS.

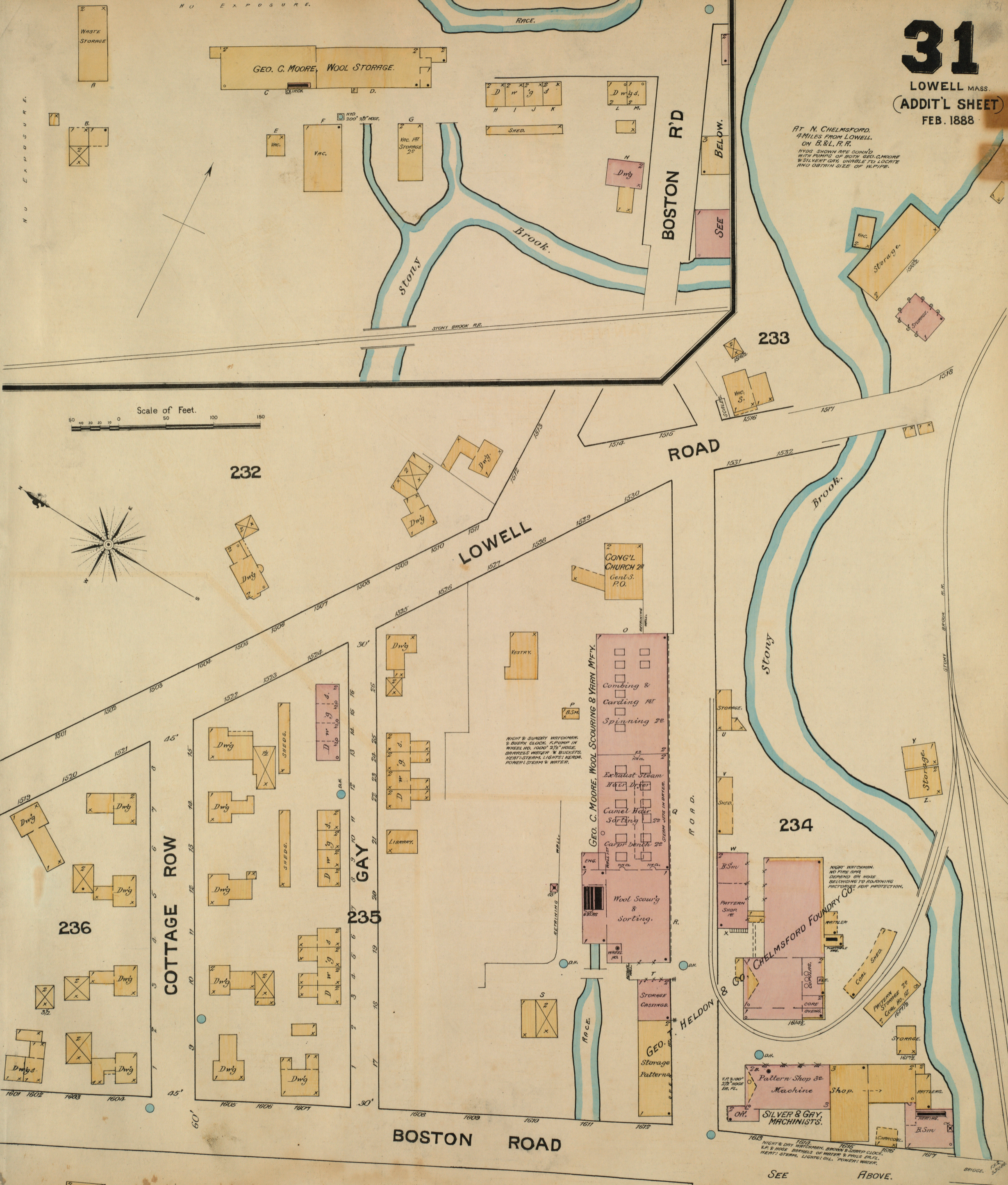




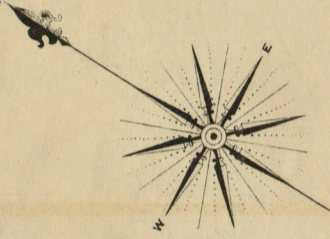
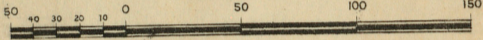
31

LOWELL MASS.  
(ADDIT'L SHEET)  
FEB. 1888

AT N. CHELMSFORD,  
4 MILES FROM LOWELL,  
ON B. & L. R. R.  
HYDS SHOWN ARE CONN'D  
WITH PUMPS OF BOTH GEO. C. MOORE  
& WILKENT CO. UNABLE TO LOCATE  
AND OBTAIN SIZE OF PIPE.



Scale of Feet.



232

233

234

236

235

237

COTTAGE ROW

LOWELL

ROAD

BOSTON R'D

BOSTON ROAD

RACE.

Stony Brook.

Stony Brook.

GEO. C. MOORE, WOOL STORAGE.

GEO. C. MOORE, WOOL SCOURING & YARN MFG.  
Combing &  
Carding 18'  
Spinning 22'  
Exhaust Steam  
Hull Dry  
Camel Hair  
Sorting 22'  
Carpr bench 22'  
Wool Scour'g  
& Sorting.

CHELMSFORD FOUNDRY CO.  
PATTERN SHOP 12'  
MACHINE SHOP 32'  
SILVER & GRAY,  
MACHINISTS.

NIGHT & SUNDAY WATCHMAN,  
& BUSHY CLOCK, P. PUMP IN  
WHEEL NO. 1000 2 1/2" NOSE,  
SHARPS WAGON & BUCKETS,  
HEAT STEAM, LIGHTS, MENOR,  
POWER, STEAM & WATER.

NIGHT WATCHMAN,  
NO FIRE PIPE  
DEPENDS ON HOSE  
BELONGING TO ADJOINING  
FACTORIES FOR PROTECTION.

NIGHT & DAY WATCHMAN, BROWN & SHARP CLOCK,  
W.P. & NOSE BARRELS OF WATER & SHARP FAC.,  
HEAT, STEAM, LIGHTS, OIL, POWER, WATER.

SEE ABOVE.